




A NEWSLETTER ABOUT RESEARCH ON THE HOLY SHROUD OF TURIN
The most frequent Shroud-related publication in the English language
published in Australia for Worldwide circulation since 1980
edited by REX MORGAN, Author of several books on the Shroud

Issue Number 109

AUGUST 1998



Pope John Paul II at St John's Cathedral Turin for the Exposition of the Holy Shroud 1998 [Pic: *l'Osservatore Romano*]

THE 3rd INTERNATIONAL SHROUD CONGRESS, TURIN (cont'd)

1. The First Day of Papers

Following the introductory events of the 3rd International Shroud Congress in Turin, Italy from 5 to 7 June described in the last issue of *Shroud News* the main business of the conference, viz., to hear reports and papers on aspects of Shroud research from experts in their fields, got under way.

It is necessary to state that the programme had been arbitrarily allocated for presentation into two auditoria simply on account of the number of papers which had been accepted for presentation. It appears that every paper submitted was eventually accepted without question and even where participants had submitted alternative papers they found both included.

The entire programme was punctuated with last minute changes of auditorium when it was realised that some topics and speakers would draw more interest than others. Indeed, in the event, and in the opinion of many delegates, many of the papers and speakers should never have been allowed to be part of a serious conference. The confusion and doubling up meant that many people could not get to papers they wanted to hear or sat through nonsense. It also meant that the large hall which seated 500 was often half empty and the smaller hall of 200 was frequently standing room only as a result of lamentable logistical control of the conference.

In addition, time restraints were placed on every speaker in an effort to fit more than a hundred papers into the time available over two and a bit days. Added to this, the inevitable and typical late starts to sessions and occasional absence of a speaker (doubtless trying to find out where he or she should be and at what time) meant that most speakers were given an average of eight to ten minutes and sometimes less. It was regarded by many as nothing short of insulting to invite participation from an international delegate base and then to reduce a presentation to such a ridiculously short time to report on perhaps years of research, not to mention the hazards of trying to present visual data by means of slides or overhead projections in such conditions.

A further domino effect of all this was the near impossibility for the excellent interpreters to translate more than a percentage of what was actually being said at machine gun speed by most speakers who wanted at least to try to say something to their suffering and patient audiences. Indeed, to attend a conference in some countries has now become almost a game of international self punishment to see how badly organised it can be.

THE 3rd INTERNATIONAL SHROUD CONGRESS, TURIN (cont'd)

The following reports are taken, therefore, from a hotchpotch of tape recordings and notes made mainly on the run between venues at the conference and with parts of presentations missed altogether as well as what information could be gathered from others who attended papers one could not. This is in frustrating contrast to a usually carefully planned method of attending and recording such things.

At the beginning of the first sound tape is a recording of an American CNN broadcast about the 1998 Shroud Exposition which ends with a comment from Ian Wilson, "It may remain a perpetual mystery." Many agree with this view and one is reminded of the title of one's 1980 book, *Perpetual Miracle*.

2. The papers begin

The first session to follow the official opening (described in *SN* 108), after the eventual departure of comrade Presidente of Italy and his entourage, consisted of presentations by distinguished members of the Shroud community of Turin. The President of the Centro Internazionale di Sindonologia, the genial Professor Bruno Barberis, an excellent communicator, stressed the importance of the 400th Anniversary of the display of the Shroud in Turin in 1698 and the 100th Anniversary of the first photograph in 1898 which led to a new era in Shroud study. "We recall," he said, "one hundred years of unique challenge to science which has led to knowledge of the Shroud by hundreds of millions of people." He mentioned that the conference was a gathering of the most prestigious Shroud scholars from all over the world and described the effort contributed to the conference by both the Confraternity of the Holy Shroud and the Centro. He described the restoration of the Church of the Holy Shroud and the Museum now re-housed in its crypt thanks to the massive funding by corporations. One of the highlights of the church is the latest official photograph of the Shroud displayed in the original gilt frame used for the Shroud itself for the 1933 exposition. He recalled that the Centro had organised three international conferences in 1950, 1978 and now in 1998 and five Italian national ones in 1979, 1981, 1984, 1987 and 1990.

He pointed out that sometimes research in one field triggers research in another and this is why all scholars exchange their experiences with each other with one common aim: "To get a better and deeper knowledge of the fascinating image which, even in the third millennium can be described as unexplainable."

THE 3rd INTERNATIONAL SHROUD CONGRESS, TURIN (cont'd)

3. The Cardinal Archbishop

The Archbishop of Turin and custodian of the Shroud, Cardinal G. Saldarini expressed a warm welcome to the conference pointing out his pivotal role in all Shroud matters. He recalled the 1978 conference and thanked the experts of the time and his predecessor Cardinal Ballestrero. He said that the Church acknowledges recent discussions and tests but takes no position on them. Ballestrero had said of the Carbon testing that the results did not suggest that we should interrupt our devotion to the Holy Shroud as it does not depend on scientific problems. The subsequent studies have encouraged discussion on the religious relationship of the Shroud and all these events have helped develop more interest from scientists and believers alike.

"I am sure," he said, "that during this conference there will be discussion on the relationship between the science of sindonology and faith. This faith enables us to look at what is happening over the next two days. Mathematical and experimental sciences go hand in hand with history and theology. I hope they will all find their place. This is particularly true if the scholars will maintain their respect for reliable types of studies. This is true for the expert and the listener and mutual trust will emerge and develop."

The archbishop concluded by saying: "I hope that you will be able to receive any suggestion, however small, even from the apparently distant people and to fight any meaningless rivalry that might be a temptation. The real scholar is the one who is able to co-operate with all others and able to enjoy each other's success. Having said this, clearly one has to show respect for every person and every group's work. I hope you are able to set an example and to show that the presence of the Shroud is first and foremost for scholars a source of enrichment for all human beings."


4. Baima Bollone

Turin's doyen of Shroud Research in recent years, Professor Pier Luigi Baima Bollone, then presented a very interesting paper, "The cause of death of the Messiah." He noted that 60,000 biographies of Christ had been written and were being added to at the rate of thousands a year. Very few had been attempted by doctors and expert coroners. He also noted that there was plenty of medical evidence in the gospels for the state of health of Jesus at the time of crucifixion. Only one of the gospels written by a medico was

THE 3rd INTERNATIONAL SHROUD CONGRESS, TURIN (cont'd)



Fr Marie Louis Navaratne from Kandy, Sri Lanka



Dr Emanuela Marinelli with Fr Gianni Sangalli of the Cardinal's staff

THE 3rd INTERNATIONAL SHROUD CONGRESS, TURIN (cont'd)

that of Luke. Jesus was probably 37 and probably in good health. There is no doubt that he was crucified and on a small type of cross rather than a large one.

In considering what are the fatal mechanisms of crucifixion some suggest asphyxiation, others cardiac arrest. It was probably a number of causes including these in Christ's case. Bollone has made a detailed and lengthy study of other authors concerning death by crucifixion and a summary of the critical condition of Jesus before crucifixion included shock and pain leading to a combination of causes of death. Bollone's conclusion based on forensic work is that the information given in the New Testament is in accordance, rather than in conflict, with the evidence of the Shroud.


5. Epistemology session

With the weary Baima Bollone in the chair the session on epistemology (the science of knowledge) began with a stilted and ponderous address by one F Lagrifa of Portugal who delivered in broken French the introduction of a paper entitled "Mathematical Probability Calculus Applied to the Study of its (sic) authenticity." He began by giving a general introduction to the subject of the Shroud and its history as if speaking to a school audience and even the interpreter had difficulty. Having given several minutes of description Bollone interrupted with the announcement "one minute to go" and poor Lagrifa exclaimed, "I am Portuguese and don't speak French very well - give me a chance." He then made the only statement he had time for which was presumably the final paragraph of his paper, "I have a map showing a very high number of probabilities and we can with certainty say that the probabilities of the image being that of Christ are very much higher than those published by Delage ninety years ago and we have the moral certainty that the man in the Shroud is identified as Jesus Christ."

6. Upinsky

Following this riveting stuff I rightly anticipated there would be trouble when Arnaud-Aaron Upinsky took the floor if he were to be restricted to so short a time. I have heard this French genius give papers lasting more than an hour and filled with hard facts and mathematical deductions which make, by sheer logic, a mockery of those who suggest the image can be of anyone other than Christ or that it was made any later than 2000 years ago.

THE 3rd INTERNATIONAL SHROUD CONGRESS, TURIN (cont'd)



Fr Fred Brinkman of New York



One of the attractive entrance ways to the Exhibition precinct

THE 3rd INTERNATIONAL SHROUD CONGRESS, TURIN (cont'd)

True to form, Bollone announced that A-A would have only ten minutes and, true to form, Upinsky opened at top speed. "For those who understand French that's fine," he said, "but it's a bit like on television when they say you have to prove the existence of God in 3 minutes. And so I'm going to be as fast as possible." He said that since the French have done most of the work in sindonology he finds himself representing the voice of them all. First we are commemorating the 100th anniversary of the scientific features of the Shroud. In 1898 the Shroud was a relic and an icon and one century later after the most powerful work of science, where are we? We are in a paradox. The Shroud is still a relic for science and an icon for the Church. (applause).

In 1988 the Church said yes it's a fake but they introduced another parameter that is to say it was an icon that's a new discovery and it's a most important discovery. Upinsky recalled that in 1989 he presented information which made the British Museum review its position to say it was an authentic corpse but did not know whose. Nobody queries that it is a corpse, even the French press. Nobody defends any more that it is a fake but the Church in 1998 has said it is an icon. So what will happen in 2000? 2000 after what? 2000 after the generating factor for the Holy Shroud.

A statute recognises the Church as its owner. So now the question follows the journey of John Paul II. He is the one who has the authority to say who are the scientists; who can and cannot decide. The Pope has said that the Shroud is a strictly scientific object and the conclusions have to be accepted by everyone and are binding on all. This was said by the Cardinal and following the statement made by the Pope on 24 May one can see why this is important.

We have the revelation of the icon and we have the data of 1988 and the withdrawal of the British Museum who have discredited the laboratories. The dating had no scientific value because they did not respect the scientific procedures and protocols. If we used this system for everything aeroplanes would not fly.

"I find it," declared Upinsky to a highly motivated audience, "a scandal that every time you talk about the Shroud of Turin you talk about the C14. Nobody believes any more in C14 dating and nobody talks about the other ten methods of dating. This what you call a manipulation" (applause)

THE 3rd INTERNATIONAL SHROUD CONGRESS, TURIN (cont'd)



Prof Gian Carlo Zaccone and Prof Bruno Barberis



Rex Morgan with Dr Lennox Manton of Scotland

THE 3rd INTERNATIONAL SHROUD CONGRESS, TURIN (cont'd)

Bollone: "Please finish."

Bollone: "Stop please."

Upinsky: "I have not finished."

Bollone: "You have finished."

The audience now on the edges of its seats.

Upinsky: "May I have another five minutes, I have important things to say."

Without waiting for a reply: "Here are the conclusions: It can only be authentic. The Church should listen to us. They listened to the C14 labs..."

Bollone: "Really you must finish."

Upinsky: "The Church is in a trough." (much applause) Upinsky continues trying to show slides.

Bollone: "Please stop."

Upinsky: "I have nearly finished" (Much noise from an annoyed but supportive audience)

Bollone switches off the microphone.

Upinsky: (shouting) "Since I am no longer using the microphone the conclusion is that the Church is on the side of Carbon 14" (Considerable applause) "And here is my book about it" (Waving it in the air as he leaves the stage, the auditorium, the conference and Italy)

After these extraordinary and fascinating scenes (your reporter wouldn't have missed them for anything) Upinsky wasn't seen again at the conference. Many people held the opinion that whilst the exchanges between him and Bollone were unfortunate, provocative (on both sides) and less than a civilised way to conduct a serious conference, the basic problem was indicating a time of ten minutes to a distinguished and important Shroud scholar. The French have become well known for their antagonism towards

THE 3rd INTERNATIONAL SHROUD CONGRESS, TURIN (cont'd)

the British in any event and especially the British Museum in the way it handled the C14 test. They have now challenged the Church in Turin over their attitude and this will not tend to make new friends in Italy.

7. Talk of Holograms

The next paper was listed in the programme simply as "Picard" talking about spectroscopy and fluorescence measurement. It was difficult to see what this had to do with the epistemological approach and there is no certainty that the speaker (in French) was Picard nor did he say much about fluorescence. He talked briefly about the new science of biophotonics which is the measurement of light emission from living tissue which is coherent (organised) and not random. He proposed that the image on the Shroud may be a hologram since it has granularity and related features to monochromatic holograms. The interpreter was lost for much of this discourse as was this reporter.

The session and the first exciting day finished with a reminder about keeping to the time. Bollone with masterly rationalisation gave the reason as "The congress is a lot more successful than we expected in the beginning. To go over time means stealing from the other researchers. This is not right. This is not correct, especially in a congress of sindonology." So there we were.

8. Photographs

Shroud News has always brought to its readers individual photos of as many speakers as possible at international conferences. This was abandoned after the first two speakers in Turin as the space to move and the light which shone from the speaker's lectern into the lens of one's camera made the task nigh impossible, not to mention the old problem of juggling all one's possessions on one's knees in an auditorium better suited to an audience hearing music or attending, presumably without the need for notes or other appurtenances of literacy, industrial meetings...

9. Second Day

The second day began with confusion as the location for some lectures had been changed without proper information being circulated causing, at times, almost desperate pedestrian traffic as people tried to catch the one they wanted. The speakers were presented, often out of order and without any introduction other than a single seemingly begrudgingly snarled surname.

THE 3rd INTERNATIONAL SHROUD CONGRESS, TURIN (cont'd)



Christopher Morgan, Bruno Barberis and Ian Wilson




Prof Aaron-Arnaud Upinsky of Paris addressing the congress

THE 3rd INTERNATIONAL SHROUD CONGRESS, TURIN (cont'd)



Part of the huge crowds entering the Exposition of the Shroud



Rex Morgan with Professor Pier Luigi Baima Bollone

THE 3rd INTERNATIONAL SHROUD CONGRESS, TURIN (cont'd)

Thus identification became another mind-taxing game unless one knew the speaker personally. In any event the first session listed seventeen papers of which about fourteen were accomplished by running an hour overtime. If any of the reports which follow are inaccurate, inadequate or plain stupid your reporter takes no responsibility having simply done his best.

10. Cinquemani N and Cicchetti S

Fortunately, well-known medical authority Nicolo Cinquemani and his colleague circulated their paper in printed form as well as the hurried verbal presentation. Entitled, "The double images on the hands of the Man on the Shroud" the paper describes detailed study of comparisons of the transmitted light photographs of the hands by Schwartz and direct light photographs. Following the work of Barbet, Sava and Brunati the paper demonstrates that the nails were not pushed through the hands in the manner described by Barbet and were of a different variety having no head. The work is supported by detailed descriptions of bloodflows evident on the cloth.

11. R Fiori at speed

R Fiori's paper "Le lesioni da inchiodamento ai piedi dell'Uomo della Sindone" was being delivered so fast that one wondered how even the native Italians could understand it. I decided that less than one in twenty words were being translated of a highly technical medical discourse with slides containing masses of tiny writing unreadable by the audience. Indeed the interpreter suddenly said, "Things he is rattling off so fast there is no way, there is no point, in my trying to follow him and [in desperation] if you're interested of course you know these medical structures...."

12. Garza Valdes

The widely publicised theories of Garza Valdes basically show that there is a bioplastic coating on the fibres of the Shroud which has rendered the carbon dating invalid. This paper was entitled, "Wood remnants in the blood of the occipital region of the man in the Shroud of Turin". In it Valdes stated that his samples were taken from the Shroud in 1988 from the occipital region and he did not want to get involved in the controversy about the samples.

THE 3rd INTERNATIONAL SHROUD CONGRESS, TURIN (cont'd)

(Although *Shroud News* has a very reliable firsthand report, which it cannot publish, of those circumstances). He said that the bloodstains contained many minute samples of wood in them and a leaf remnant which suggested that the patibulum of the cross was made from oak. This in turn suggested that if the relics of the true cross are claimed to be pine or any other wood then all of them are fakes. Not only this but it was not a finely cut piece of timber but a rough hewn log which formed the cross beam.

13. Ghiberti's disclaimer

Immediately following Garza Valdes the spokesman for the Archbishop of Turin made the following statement:

"In the name of the custodian of the Holy Shroud, at the time at which the samples were taken I must declare that the transfer [of the samples] itself took place without the Custodian's authority. Indeed he was not even aware of it. He did not even know that these samples taken from the Holy Shroud existed. Cardinal Ballestrero, when asked about this, asserted that he did not know the existence of them. For these reasons then, the ecclesiastical authorities, who are also representatives of the owners of the Shroud cannot take upon themselves the responsibility to declare authentic the material which underlies the experiments of which we have heard."

14. More medical evidence

Three fairly minor contributions followed. G Della Cite's, "Cause fisische della morte dell'uomo della Sindone: medicina e certezze" which seemed to consist of a description of the wounds which everyone knows. O Guillaud Vallee of France then delivered in English, "Position en opposition du ponce chez l'homme du linceoul etude critique des travaux de Barbet" outlining Barbet's conclusions (which we all know) and disagreeing with him on the fact that the median nerve is not in the Space of Destot. A third paper in this group was H Huisman's, "The Holy Shroud of Turin - the injury of the right eye" in which he indicated that the work of Filas was correct and now eight letters of the coin have been identified.

This controversy surrounds the fact that Valdes came into possession of his samples from the leftovers of the April carbon test cuttings, the precise circumstances of which are a matter of both speculation and accusation


15. Gilbert Lavoie

One of the foremost American researchers is Dr Gil Lavoie, a medical doctor

THE 3rd INTERNATIONAL SHROUD CONGRESS, TURIN (cont'd)



Constant activity at St John's Cathedral during the Exposition



Dr Fred Zugibe of New York

THE 3rd INTERNATIONAL SHROUD CONGRESS, TURIN (cont'd)

whose theory is that the blood on the face was originally on the hair and the sides of the face indicate that image and bloodmarks were two separate events in space and time. The second part of his thesis is that the man was not lying down when the image was made. He was in the upright position indicated by shadows on the various parts of the image and light from above caused it. (When Dr Lavoie said this another medical expert in the audience said, "Crazy. The body is in rigor mortis").

Lavoie continued that the body was upright but not standing, rather suspended in mid air which according to Lavoie is the reflection of the mode of the Resurrection whereby Christ was raised up above the world. He indicated that the theory is fully explained in his new book, "Secrets of the Shroud."

16. More medical talk

The next speaker A Milanesio, "Le lesioni da inchiodamento agli arti dell'Uomo della Sindone" cannot be reported as the interpretation wireless monitor was not working until the last sentence of the paper. A paper by Michael Minor and R Bucklin was not read owing to their absence and we went on to M Canale's lecture on "Rilievi e considerazione sul DNA presente sulla Sindone" which must have been interesting but again no interpretation working. He showed a series of very poor slides which were almost indecipherable and he seemed to have been granted extra time.

17. Pourrat of France

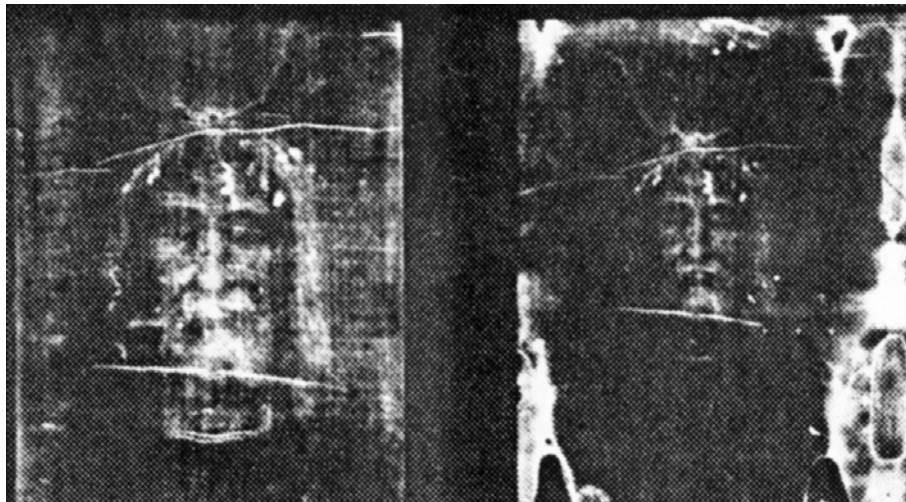
Dr Pourrat's paper, "The localisation of the chest wound on the right side: its importance as a tool for giving an indirect datation evidence of the Turin Shroud," proved to be very interesting as it was one of the few papers which talked of something new. Pourrat pointed out, blessedly speaking in excellent English that many studies have taken place on comparisons of ancient artistic representations of the face of Christ on the Shroud but no-one has studied the chest wound in the same way.

He found that 20 of 24 depictions since 1300 (a date no-one disputes for the existence of the Shroud) show the wound on the right side and then that the vast majority were also on the right side from the sixth century until the fourteenth. But most are on the left prior to the sixth century. It is obvious that the reason for this change could not be knowledge of anatomy, of

THE 3rd INTERNATIONAL SHROUD CONGRESS, TURIN (cont'd)



The Secretary of the French group with Dr and Mrs Eberhard Lindner of Germany



Some of Pia's original glass negatives on display in Turin

THE 3rd INTERNATIONAL SHROUD CONGRESS, TURIN (cont'd)

crucifixion, ancient warfare, or instinct but the discovery of the Shroud at Edessa. No other explanation is available and we therefore have a new clue of indirect evidence that the carbon dating cannot be correct.

18. Dr Sebastiano Rodante

Dr Rodante, author of *Le Realta della Sindone* and numerous learned papers was given a long introduction by the chairman and was also given extra time because of the absence of other speakers. Rodante is one of Italy's most respected scholars: he is elderly, meticulous in his research, and an excellent speaker who gave his paper, "A Ray of Light on the Threshold of the Third Millennium" which was illustrated by 65 slides.

He reminded us that in the seventies he had demonstrated the transference of blood to the cloth by contact as well as several other medico-scientific examinations. He has now reproduced the image with sunlight on a myrrh and aloes impregnated cloth and compared the results with photographs of the image on the Shroud. The images have also been processed by the Balossino method for three dimensionality and they have that characteristic. He then gave the audience a "sneak preview" as he called it of the image he has reproduced by these means and has then removed by hand all evidence of fire damage from the image to produce a newly printed image of the whole man as it was at the time of its creation now seen for the first time in 2000 years.

"Confronted," said Rodante, "by this evidence, science has the duty to stop for a moment, not being able to go further. Researchers must be thoughtful in front of the palpable reality of natural photo- sensitivity of these cloths. There must have been, and here lies the mystery, a radiation from the body, of instantaneous light similar to that from the sun, on the cloth, which could have imprinted in negative the image visible today on the Shroud."

"I insist," he went on, "that here lies the mystery because how could a common mortal have had the paranormal faculty of such kind of dazzling phenomena. This is normally only possible when the individual is alive. The person on the Shroud is dead with great wounds. The problem I present to everyone here today is that the man in the Shroud must be the Son of God, Christ of the Gospels, the Light of the World, the Light of the Sun, which blinded Paul of Tarsus and asserted itself again in the Resurrection."

THE 3rd INTERNATIONAL SHROUD CONGRESS, TURIN (cont'd)



Dr Michelina Le Margie and Annette Phillips of USA



Some of the souvenirs consisting of Shroud and Diana

THE 3rd INTERNATIONAL SHROUD CONGRESS, TURIN (cont'd)

"The experiments with sunlight and the consequence of logic means that the man in the Shroud may be identified with Christ. To accept this it is necessary to have faith. But if the Resurrection had been mysteriously manifest as a burst of light through the natural photosensitivity of the Shroud treated with aloes and myrrh the Shroud can today take on the role of a kind of text of the Resurrection, a witness present at that particular event. It is an incredible document which in the last part of the 20th century and at the threshold of the third millennium may perhaps forecast or predict for all of us people of the twentieth century the language of Christ crucified and Christ Risen."

Rodante received long applause for his presentation.

19. Blood group studies

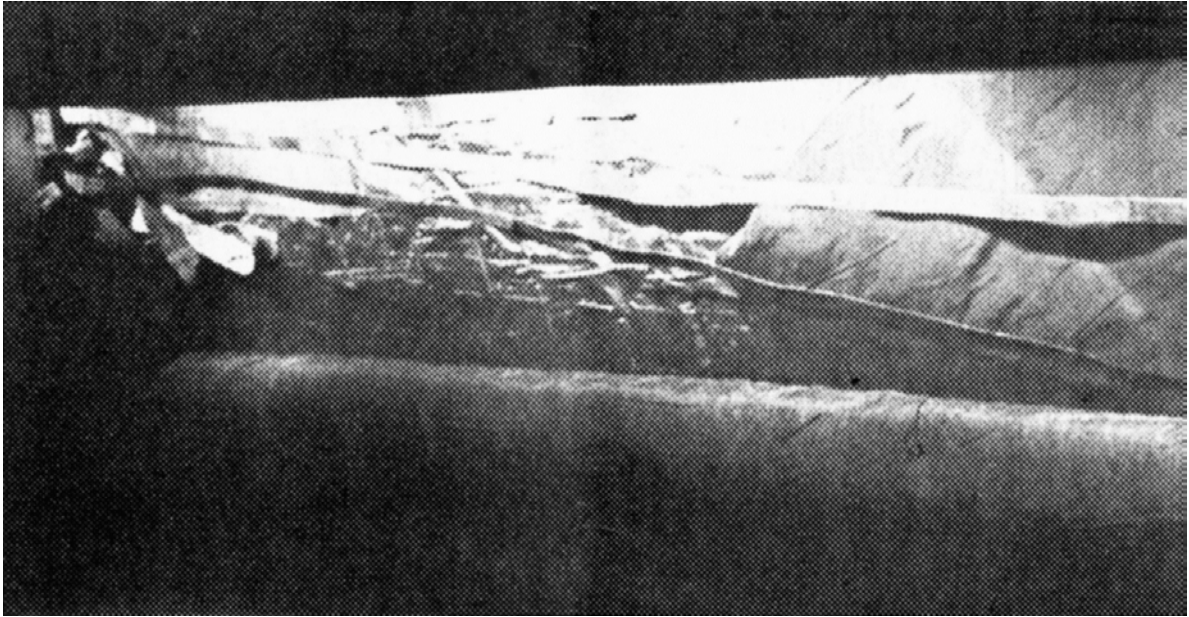
R Signorini gave a paper entitled, "Alla ricerca della prova provata" in which he discussed the AB blood group of the blood on the Shroud and compared it with the blood preserved at Lanciano concluding that there are coincidences which defeat the skepticism about authenticity.

20. Dr Fred Zugibe


Dr Fred Zugibe is one of sindonology's best known and often controversial scholars. Author of several books and medical examiner (coroner) in New York he speaks with considerable authority. In eight minutes he presented resumes of two papers he had submitted. In the first, "The Hand Wound on the Shroud," he demonstrated his experiments with nails through hand palms and disputed Barbet's conclusions about the Space of Destot. He reminded us that he started the tests 35 years ago and illustrated that the median nerve is on the thumb side of the hand and the nail could not have passed through it. He pointed out that Paleotto (whose remarkable book on the Shroud was published as long ago as 1599) (and made available in photostat to the Shroud world in 1975 by the efforts of the indefatigable Don Fossati of Turin) had first postulated the correct route of the nail which was denied by Barbet.

Zugibe gave illustrated examples of the case of a young woman brought to his mortuary stabbed in many places including the hand exactly as the Shroud shows it. "A beautiful, anatomical, unrehearsed corroboration of the Shroud and my theory." He also mentioned that the bone scratches from the

THE 3rd INTERNATIONAL SHROUD CONGRESS, TURIN (cont'd)



The red silk which wrapped the Shroud until the fire of April 1997



Australians Alison Pryde, Pat Williams, Chris Morgan and Dr Alan Adler of USA

THE 3rd INTERNATIONAL SHROUD CONGRESS, TURIN (cont'd)

Jerusalem tomb used as evidence to support Barbet were not from that part of the wrist. "The thumbs do not flex," he exclaimed. "No autopsy I have ever done showed flexing of the thumbs, and I am in my 50th year of studying the Shroud. The natural explanation of the thumb's invisibility is simply because its natural position is behind the first finger. I tried every experiment to support Barbet but he is definitely not correct or I'll give up my PhD in anatomy."

Zugibe's second paper concerned the cause of death in crucifixion. "I've worked with blood 24 hours a day, 7 days a week for 29 years and if you have a hand up against a cloth you will not get a clearly defined bloodflow but a smudge. We have used several hundred volunteers to simulate crucifixion and have studied every aspect of its effects. There was no angle of change at the wrists. The oxygen level did not change. Death was not by asphyxiation but by traumatic shock as a result of the scourging, weight loss, the crown of thorns, nails through the hands, loss of blood, all combined with hypovolemic shock."

"I'd put on a death certificate, something I do every day of my life, Cause of Death: Jesus died of traumatic and hypovolemic shock."

21. Chairman

Throughout this session Professor Bollone gave the impression of being rather like an impatient high court judge in which all the advocates before him are held in contempt. He frequently gave the impression of being personally affronted when any speaker went over time. It was another extraordinary session in the series of unusual events which made up the Turin Congress.

In the next issue of *Shroud News* the report will continue and, dear reader, there are more sensational matters to be described.

Shroud News began in 1980 when Rex Morgan, author of three books on the subject of the Holy Shroud (*Perpetual Miracle*, *Shroud Guide* and *The Holy Shroud and the Earliest Paintings of Christ*) and editor of several others, began sending a few notes about current developments in the study of the Shroud of Turin (Sindonology) for a small circle of interested people in his home country of Australia. He didn't expect it to go beyond a few issues.

Today, the bulletin, now highly acclaimed, reaches subscribers all over the world and is written, produced and disseminated more quickly than any other Shroud publication in the English language. It contains information, news, articles and illustrations gathered from sources of Shroud study worldwide through Rex Morgan's extensive network of personal connections with what has been described as the "Shroud Crowd".

Rex Morgan is a frequent traveller overseas which gives him the opportunity to keep abreast of latest developments in Shroud study and research at first hand. He was present at the world media preview of the Shroud itself in August 1978 in Turin, Italy and has met and knows numerous Shroud researchers in many countries. His quest for Shroud information became, as he described it, "a passionate hobby". He took the world famous Photographic Exhibition created by Brooks Institute, California, to Australia, New Zealand, Hong Kong, Macau, and Canada and during those tours it attracted more than 700,000 visitors. The exhibition was subsequently donated by Brooks to the non-profit making organisation, The South East Asia Research Centre for the Holy Shroud (SEARCH) of which Morgan is President. He is also a Board member of the US based Association of Scientists and Scholars International for the Shroud of Turin (ASSIST) and was a member of the scientific team which conducted environmental experiments in a Jerusalem tomb in 1986 (ESSJ). He has made a number of original contributions to Shroud research has presented major papers at international Shroud conferences has written numerous articles and has given hundreds of broadcasts and telecasts on the subject in many countries.

The list of *Shroud News* subscribers continues to increase internationally and it has been described many times as one of the best available. *Shroud News* comes out six times a year. Its production is obviously privately subsidised as we request a subscription in Australia of only \$6 for six issues posted. The USA subscription is \$12 (posted airmail - there is no longer any surface mail from Australia). Postage to other countries varies. ALL back issues are available for \$1 (US or Aust) each plus postage. The famous 50th issue is \$3 plus post. Customers should note that as it costs us \$8 to negotiate each foreign cheque we request all payments be made in currency banknotes of your country or charge to Visa, Master or Amex cards.

All information and opinion in this private newsletter is published in good faith. It is edited by Rex Morgan and published by

THE RUNCIMAN PRESS, POB 86, MANLY, 2095, NSW, Australia
(24 hour Fax No: 61 - 2 - 982 9956)