
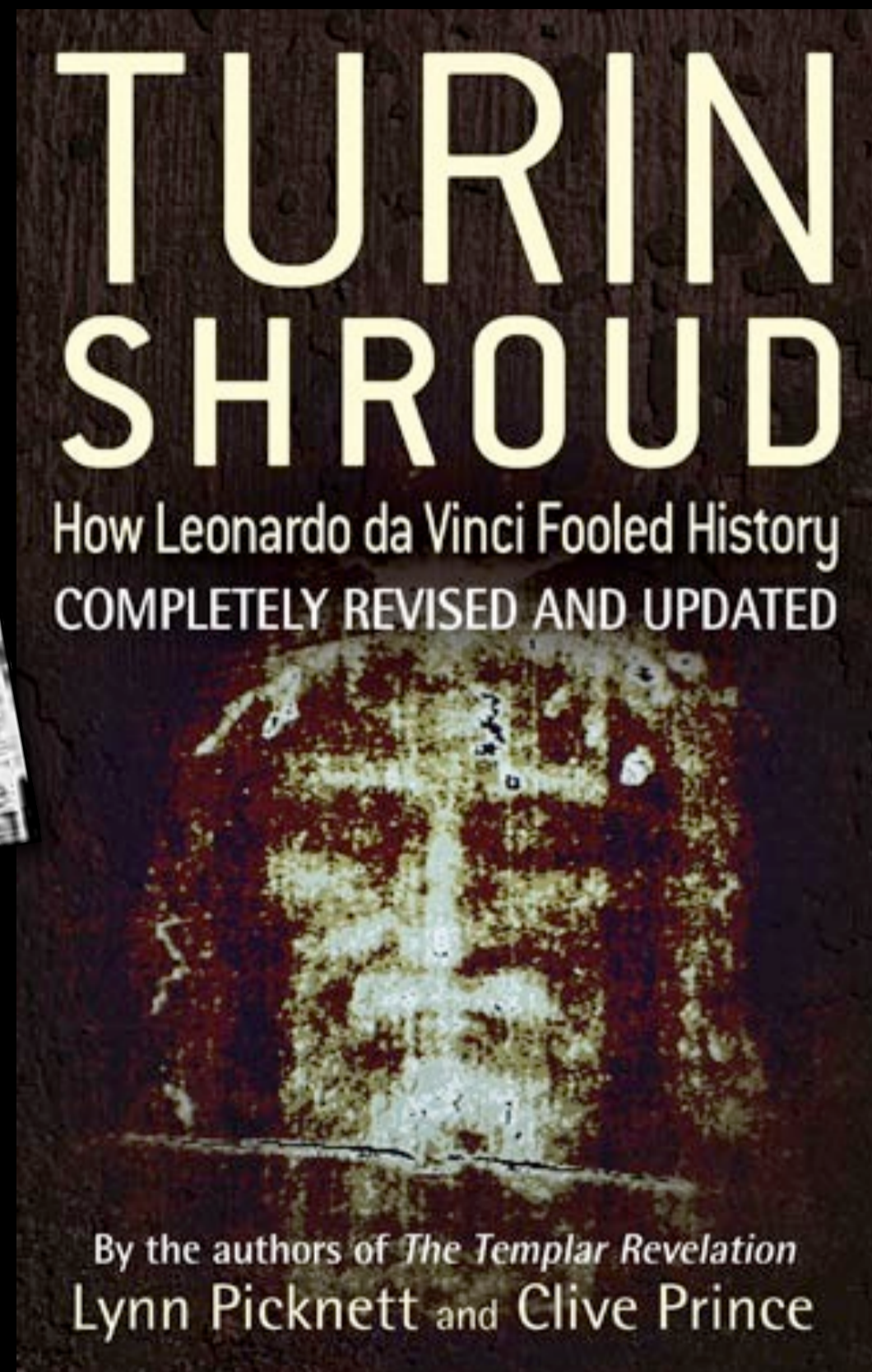


THE SUDARIUM OF OVIEDO AND ITS RELATIONSHIP WITH THE SHROUD OF TURIN



THE GOSPEL OF SAINT JOHN



**THE SHROUD OF TURIN:
WORK OF LEONARDO DA VINCI?**



THE SPANISH CENTER FOR SINDONOLOGY
RECEIVES OFFICIAL AUTHORIZATION IN 1989



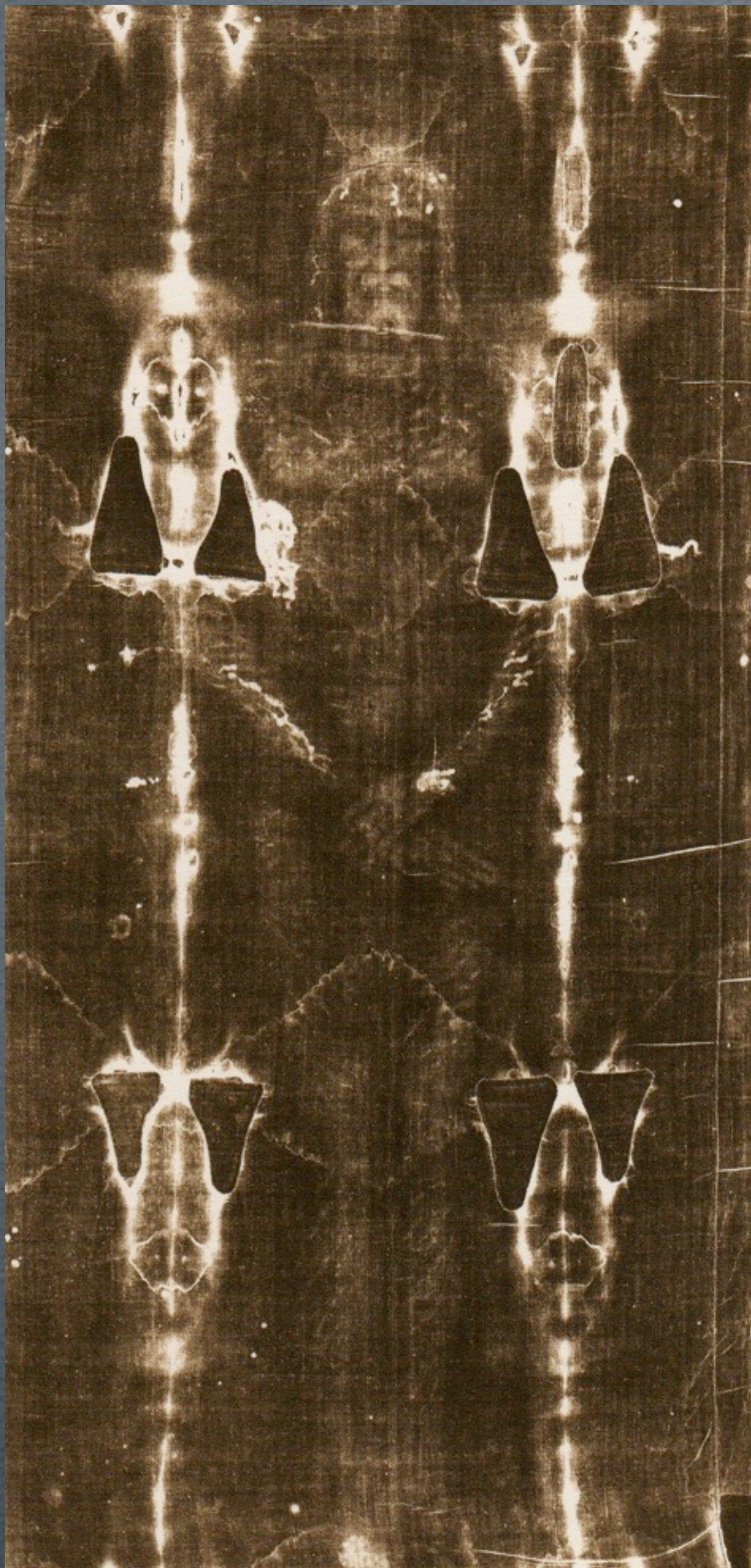
Avda del Reino de Valencia, 53 - 16º. 46005 - VALENCIA

www.linteum.com





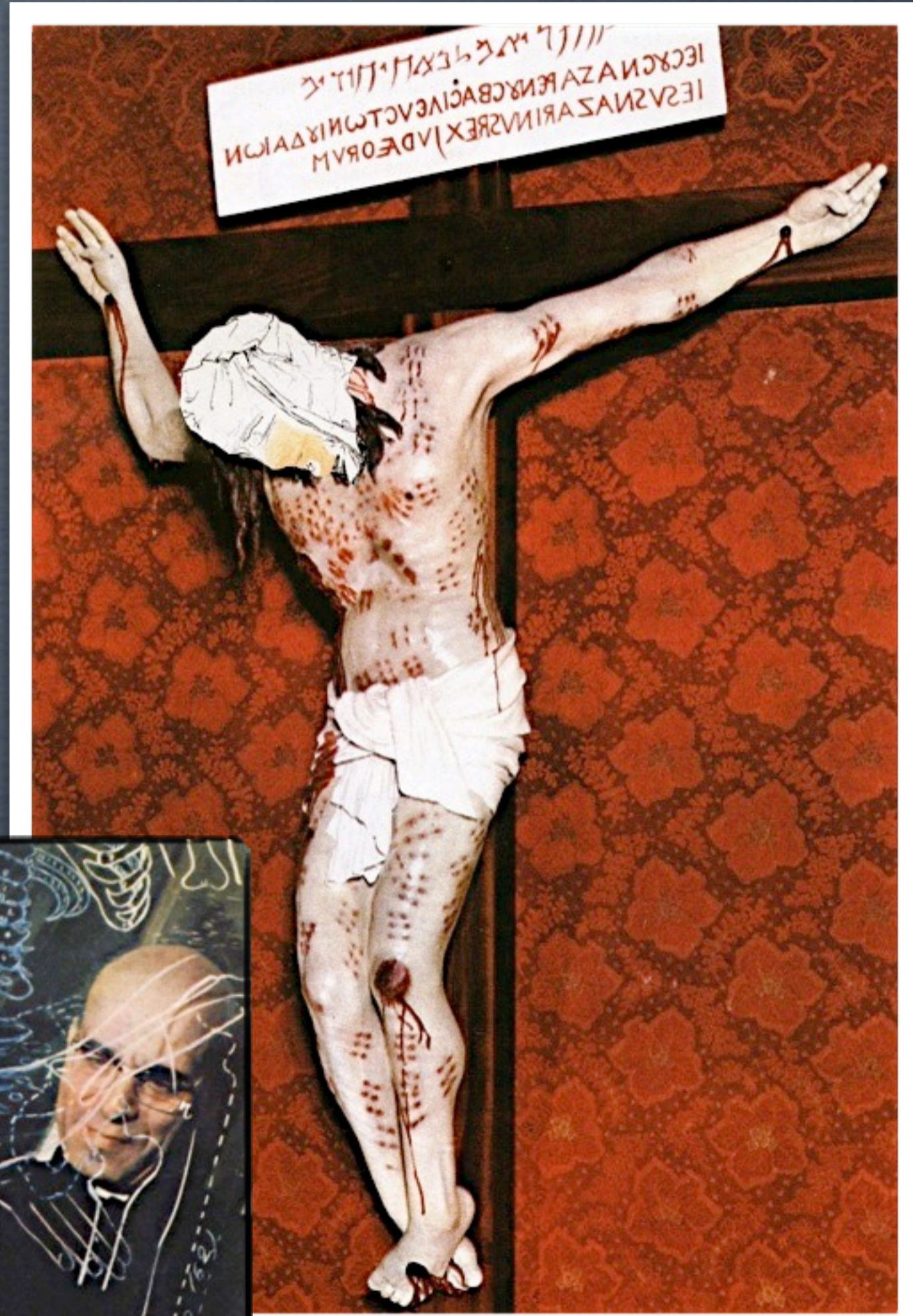
© JANICE BENNETT



The Shroud of Turin
is an example of a
funerary linen in the
time of Jesus

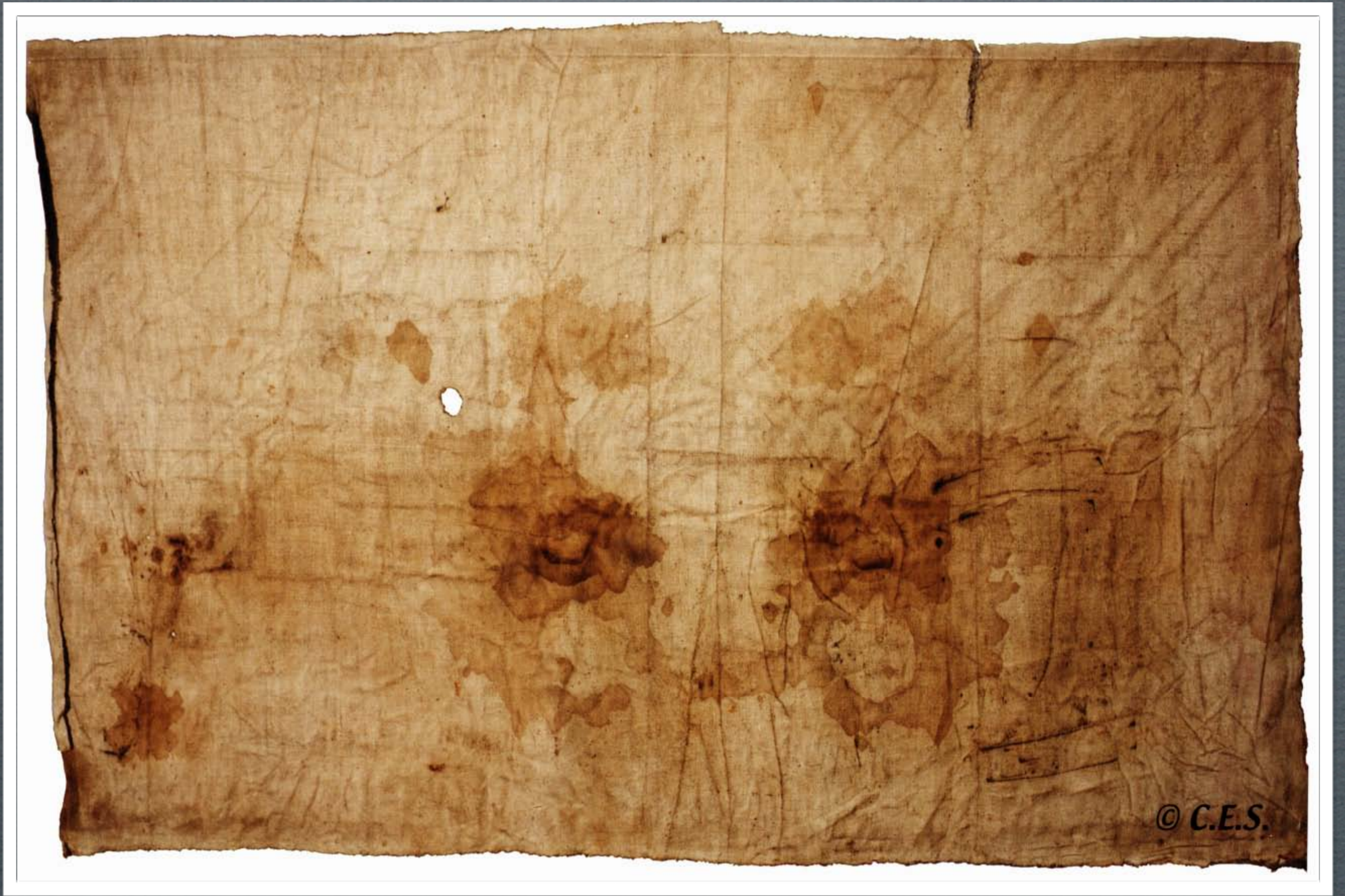
The Sudarium of Oviedo
is a Hebrew sudarium
(handkerchief, towel,
apron, turban)

MSGR. GIULIO RICCI AND THE SUDARIUM OF OVIEDO





OBVERSE SIDE



REVERSE SIDE




THE CATHEDRAL OF OVIEDO



© JANICE BENNETT



THE HOLY CHAMBER



King Alphonso II



© JANICE BENNETT


INTERIOR OF THE HOLY CHAMBER

THE HOLY CHEST



© JANICE BENNETT

SEPTEMBER 21, 2006
JUBILEE OF THE
HOLY CROSS

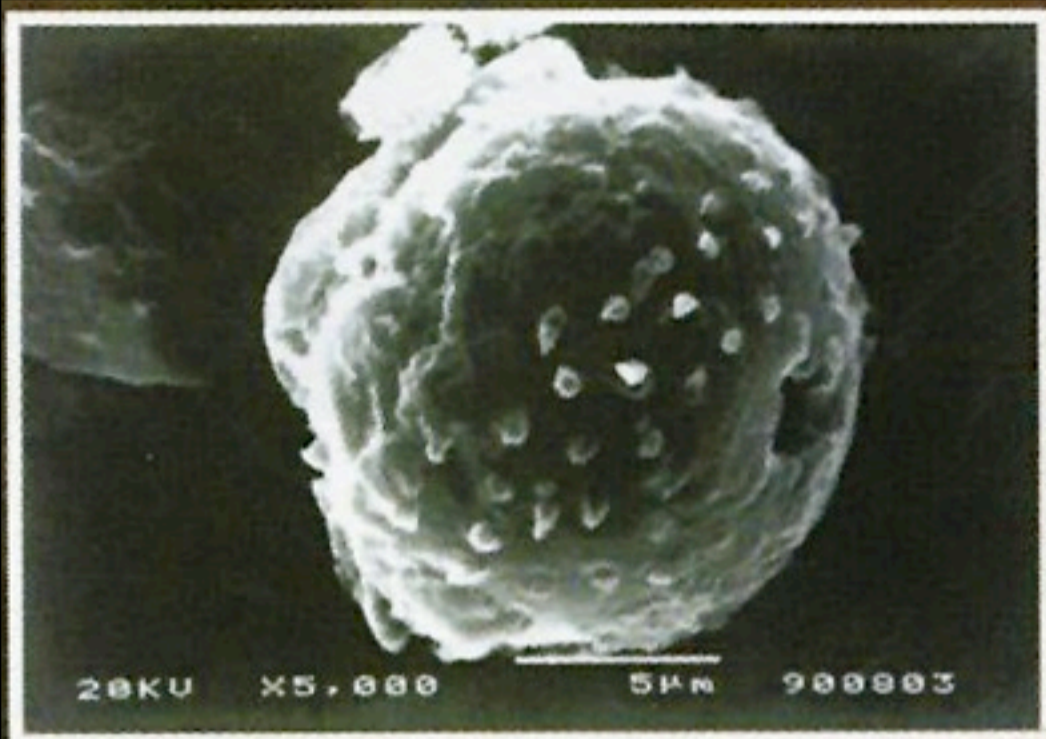


© JANICE BENNETT

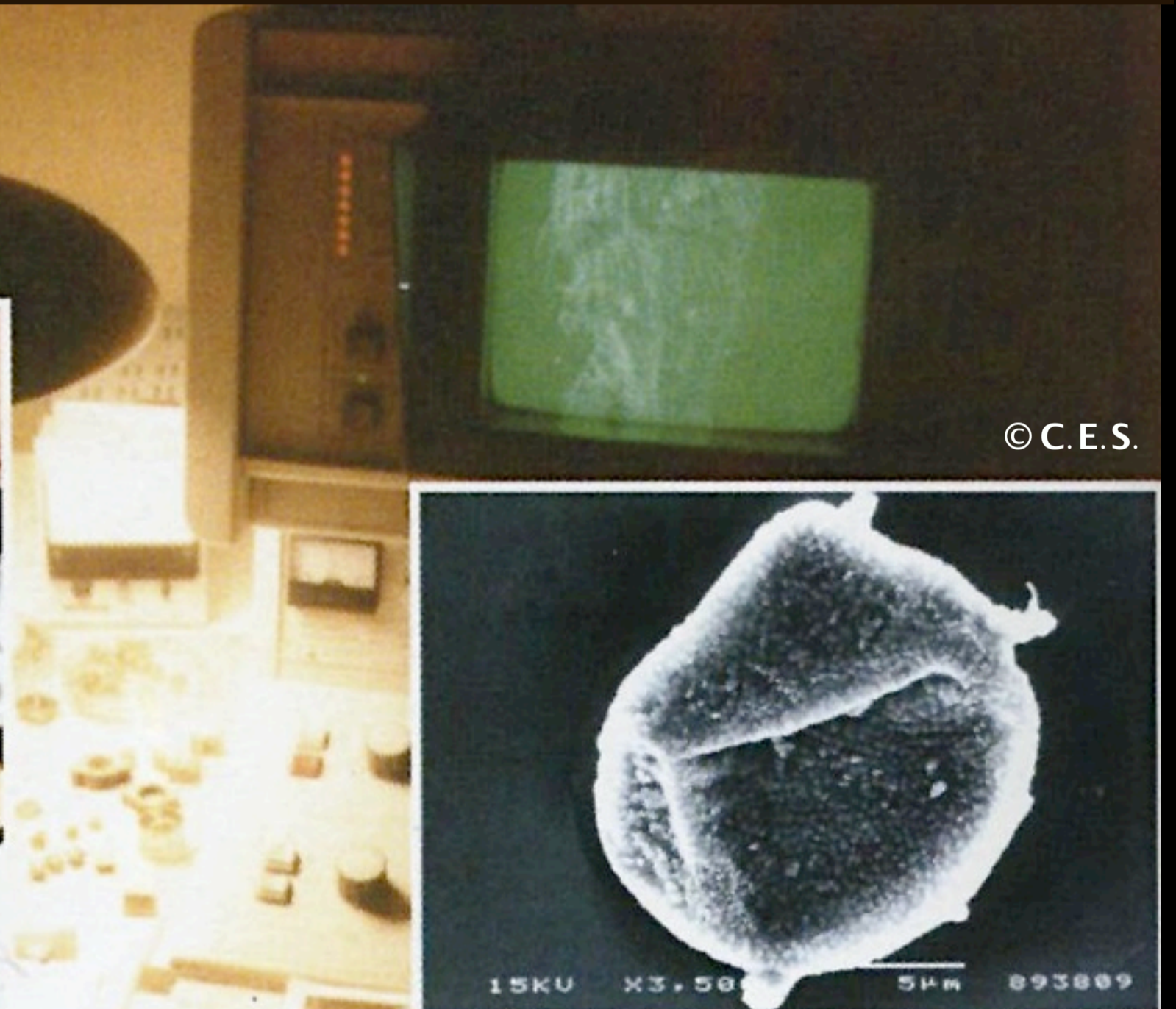

Way of Saint James

THE BALCONY OF BENEDICTION WITH THE SUDARIUM





The electronic scan microscope makes it possible to identify a large quantity of pollen grains.



THE ELECTRONIC SCAN MICROSCOPE



**Prof. Dr.
PIER LUIGI BAIMA-BOLLONE**

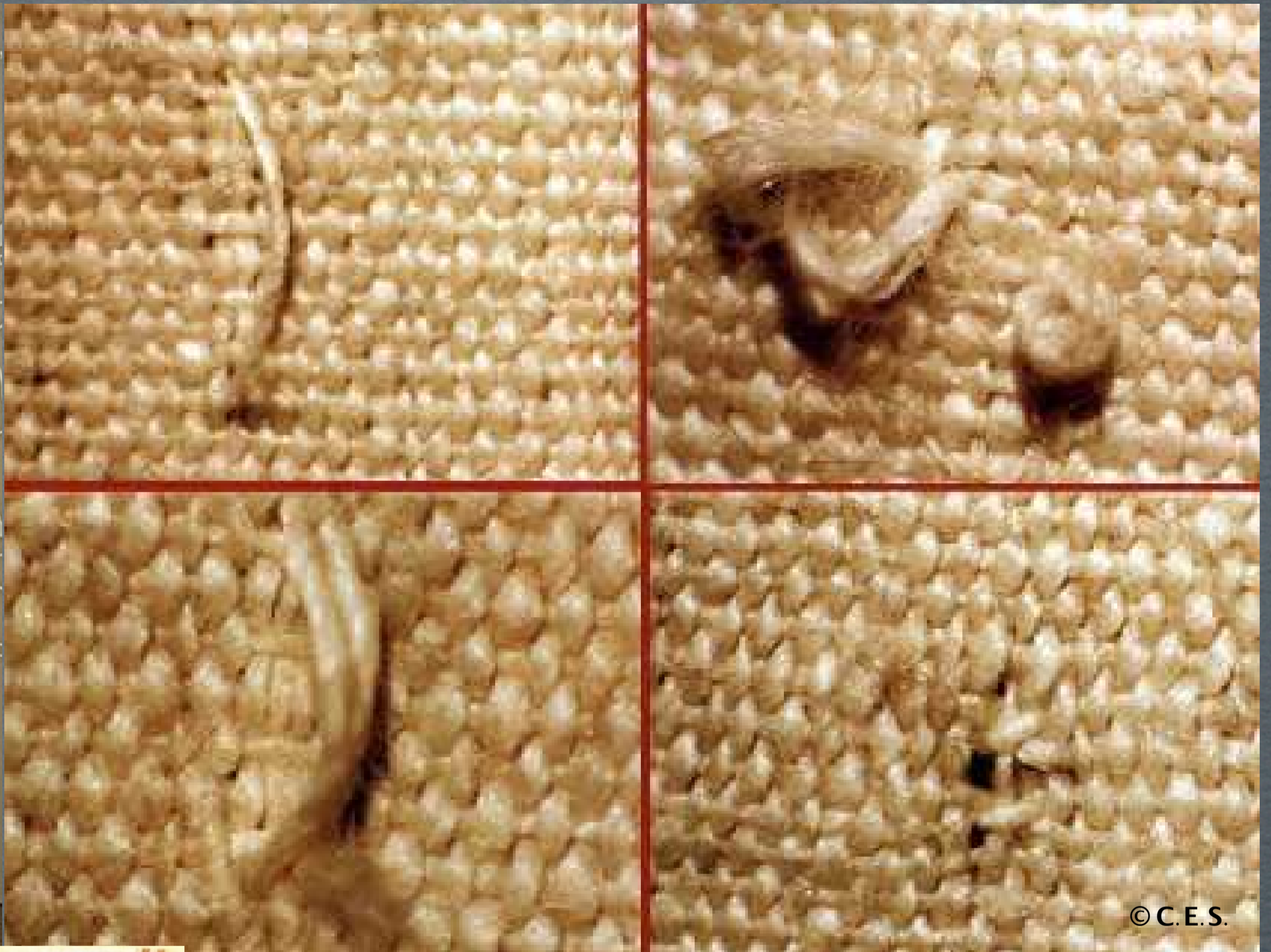



THE POLLEN ANALYSIS



© C.E.S.

FORENSIC BLOOD ANALYSIS



© C.E.S.




DEFECTS INDICATE THE SUDARIUM
IS AN ANCIENT CLOTH
WOVEN ON A VERTICAL LOOM
WITH WEIGHTS



© C.E.S.

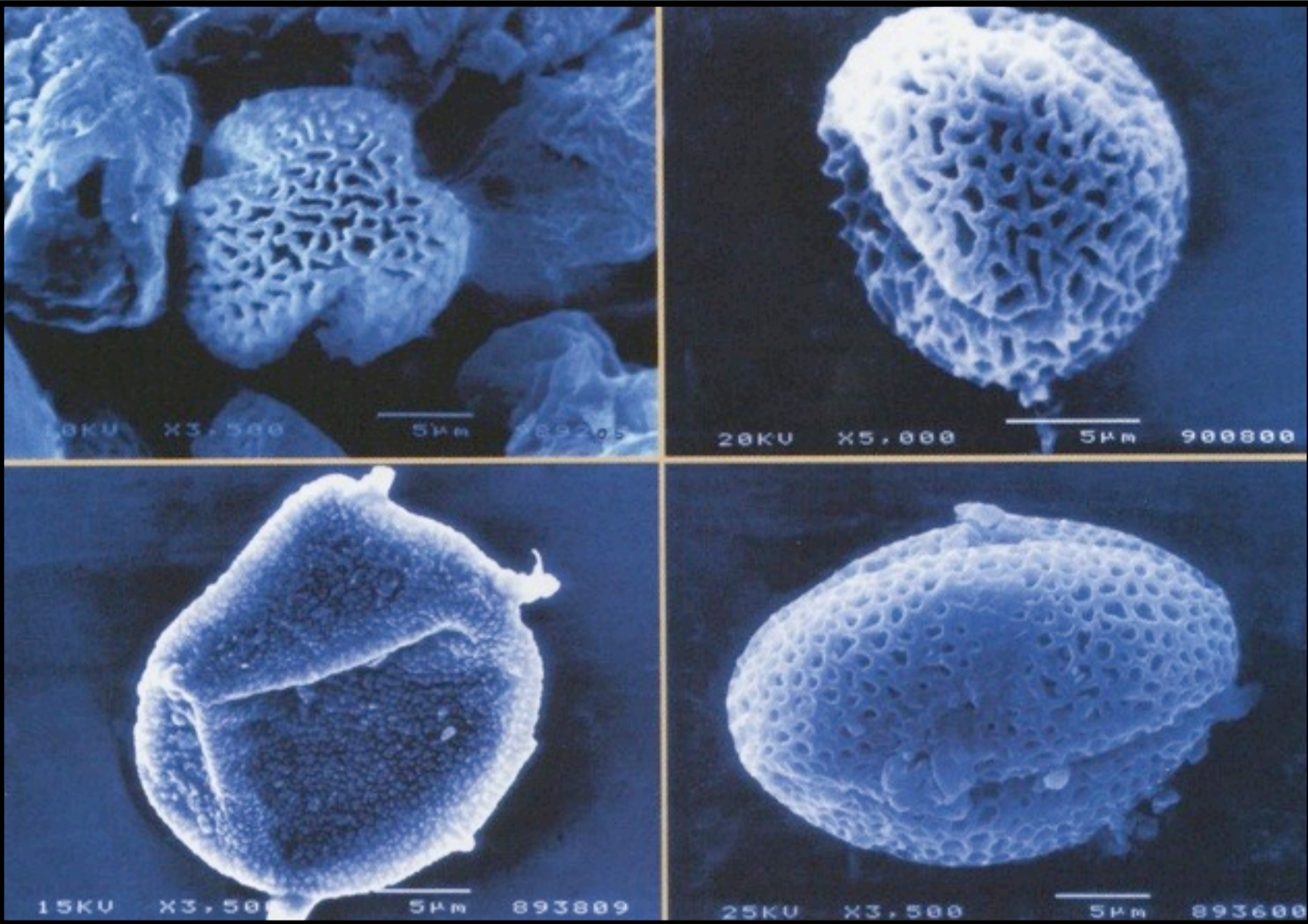
HUMAN BLOOD, GROUP AB



© C.E.S.

SUBSTANCES ON THE SUDARIO

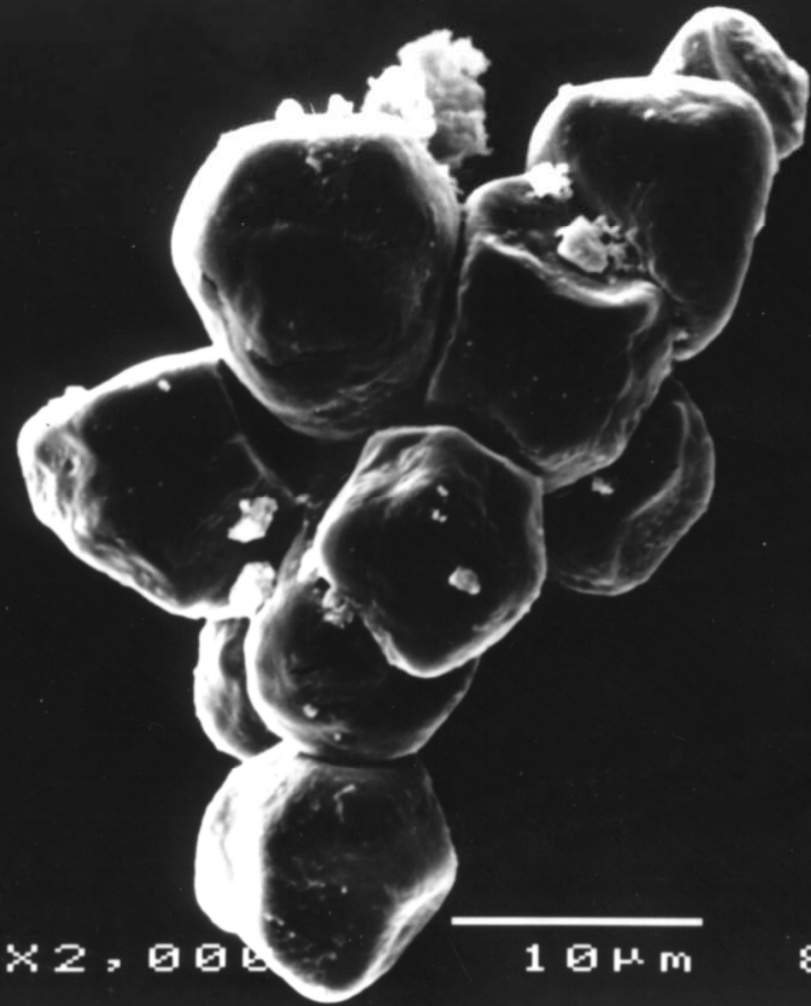
EXAMPLES OF POLLEN



© C.E.S.



© C.E.S.



10KV X2,000 10µm 893302


© C.E.S.



© C.E.S.




PARTICLES OF RESIN OF ALOE
AND MYRRH



HOLE

© C.E.S.



WRINKLES AND PERFORATIONS

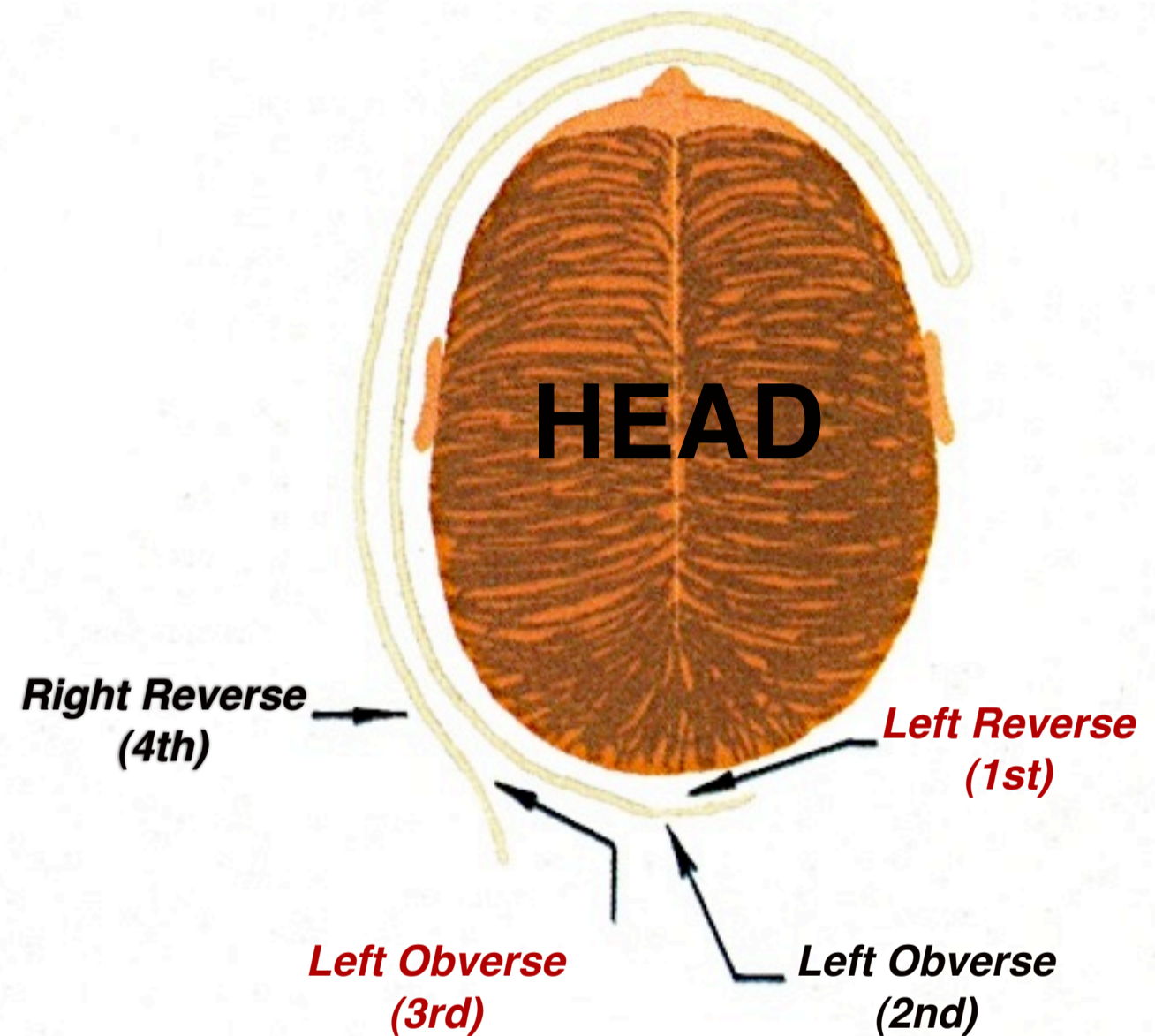


© C.E.S.

DR. VILLALAÍN BLANCO

© C.E.S.

FIRST POSITION OF THE LINEN



The linen is fastened to the hair, beginning at the nape of the neck. When the cloth reaches the right cheek it is folded back, doubled over the face.

FOLD:
AXIS OF SYMMETRY FOR
THE PRINCIPAL STAINS

DIAGONAL
WRINKLES

FOREHEAD STAIN

PUNCTURE WOUND
STAINS

CENTRAL
STAINS

DIFFUSED
STAIN

ACCORDION
STAIN

BUTTERFLY
WINGS
STAIN

PRINCIPAL
STAINS

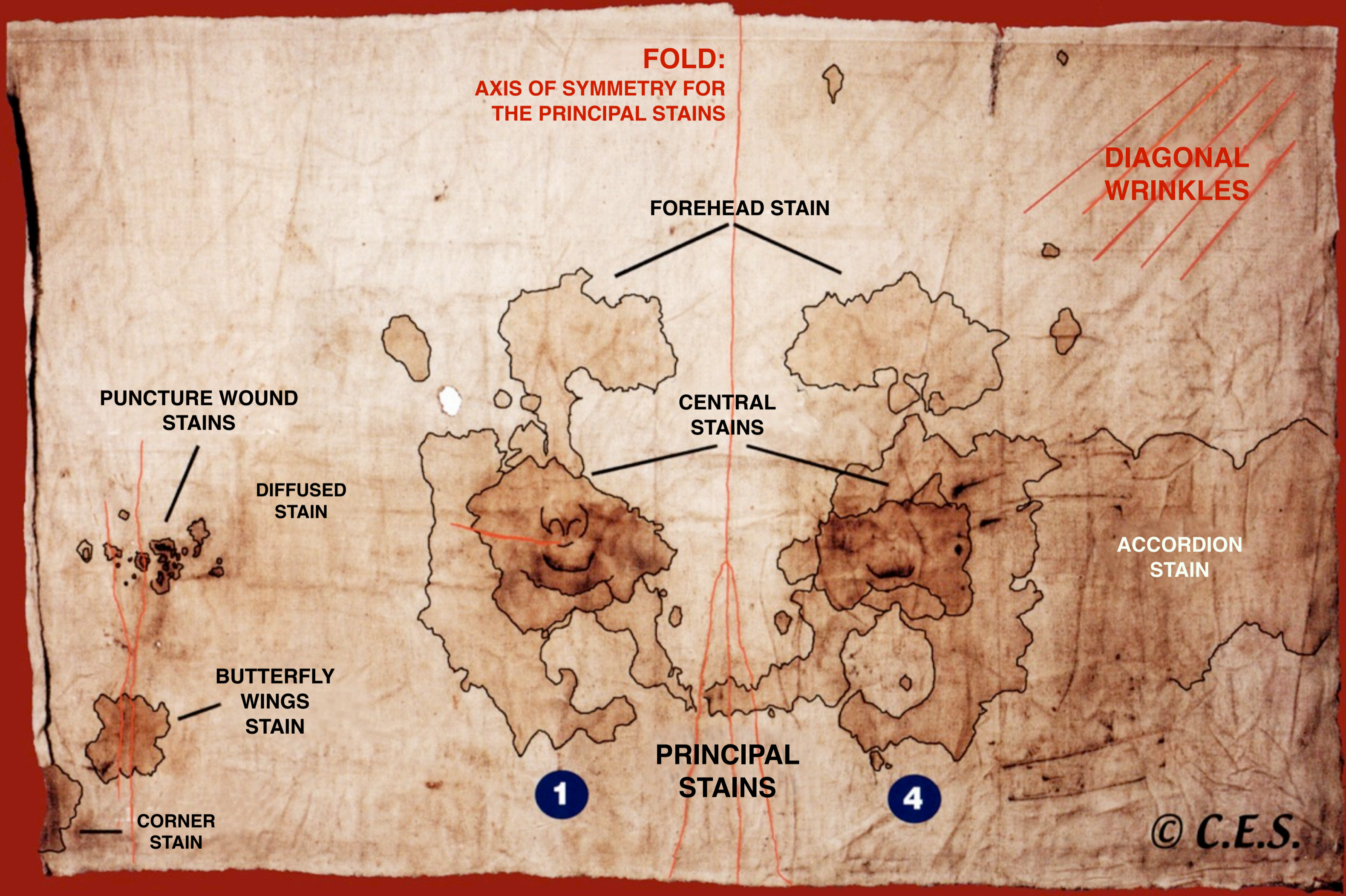
CORNER
STAIN

1

4

© C.E.S.

DIAGRAM OF THE BLOODSTAINS





© C.E.S.

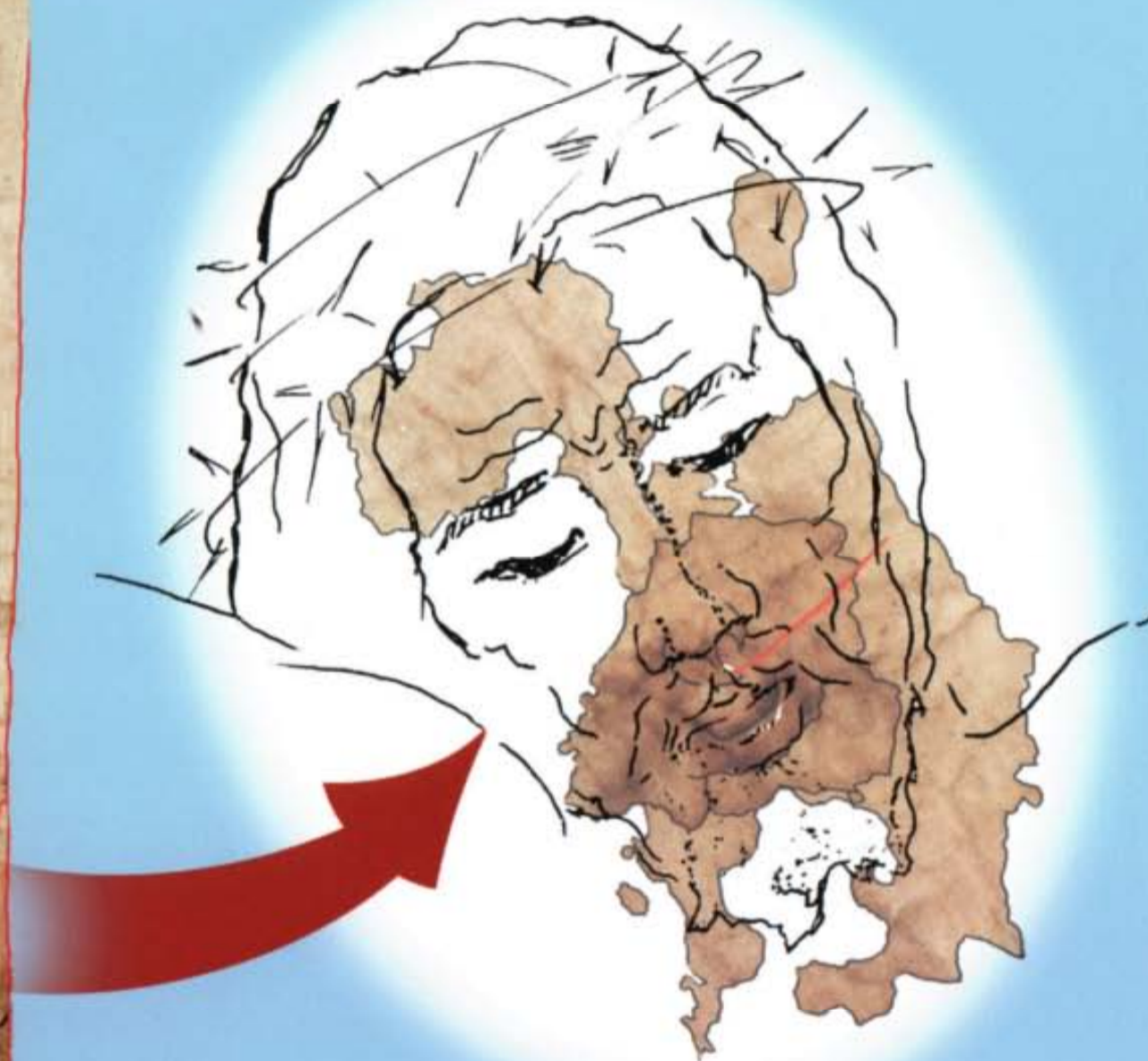
© C.E.S.



© C.E.S.

© C.E.S.

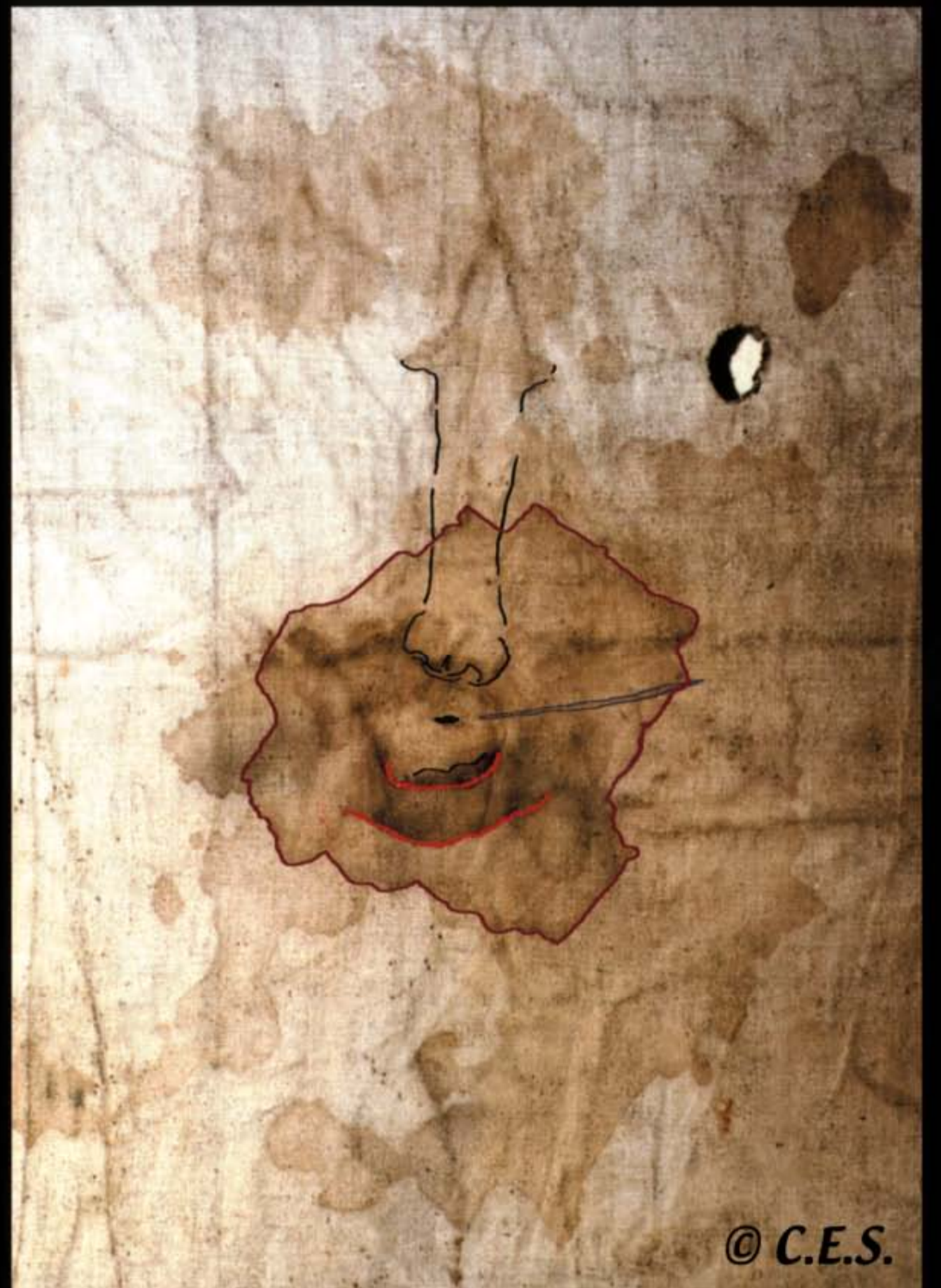
© C.E.S.



The Principal Stain was in contact with the Face,
and appears inverted as in a mirror

THE
PRINCIPAL
STAIN





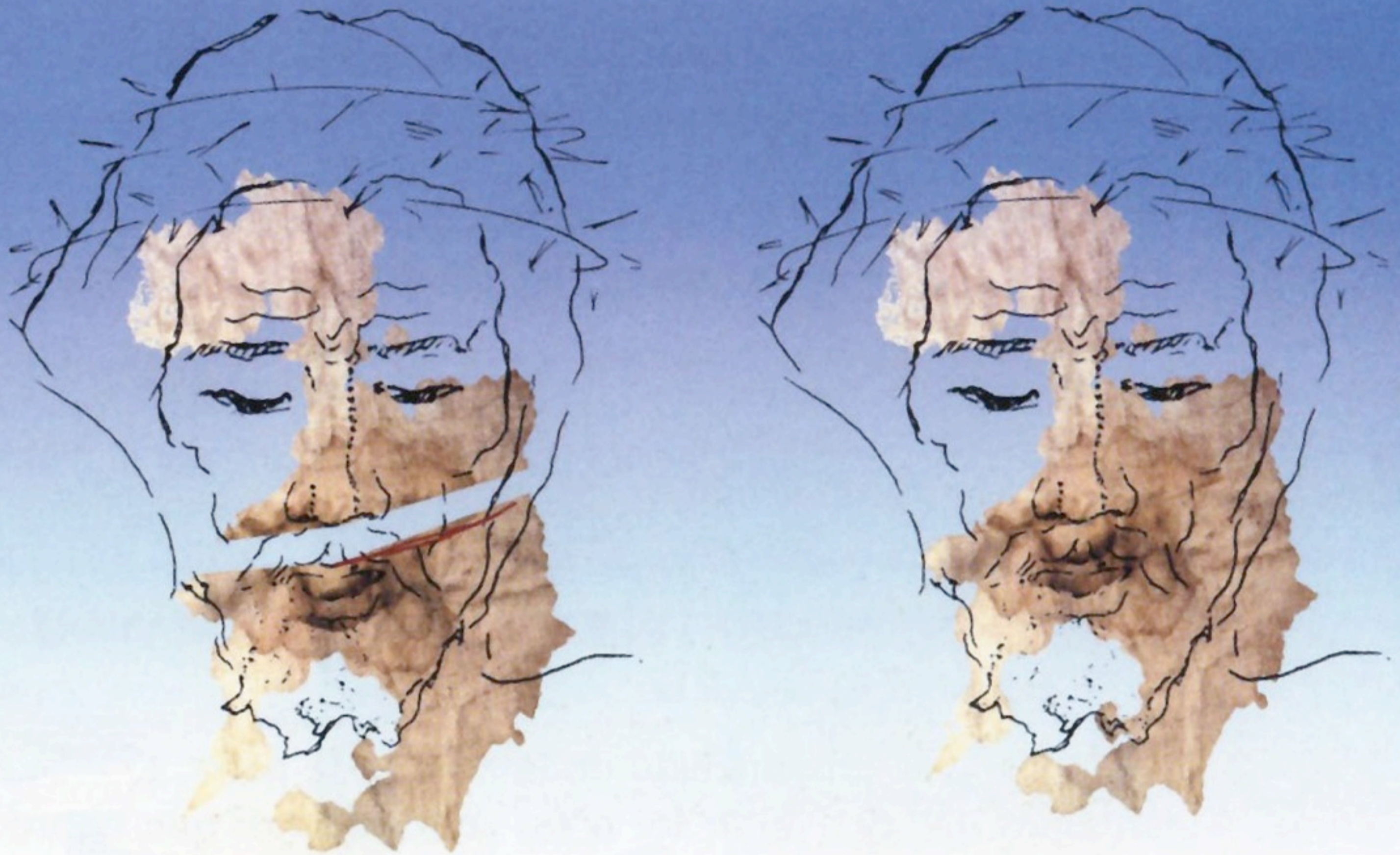
© C.E.S.

THE TRAPEZOIDAL STAIN

FORMATION OF THE
“FINGER-SHAPED”
STAIN



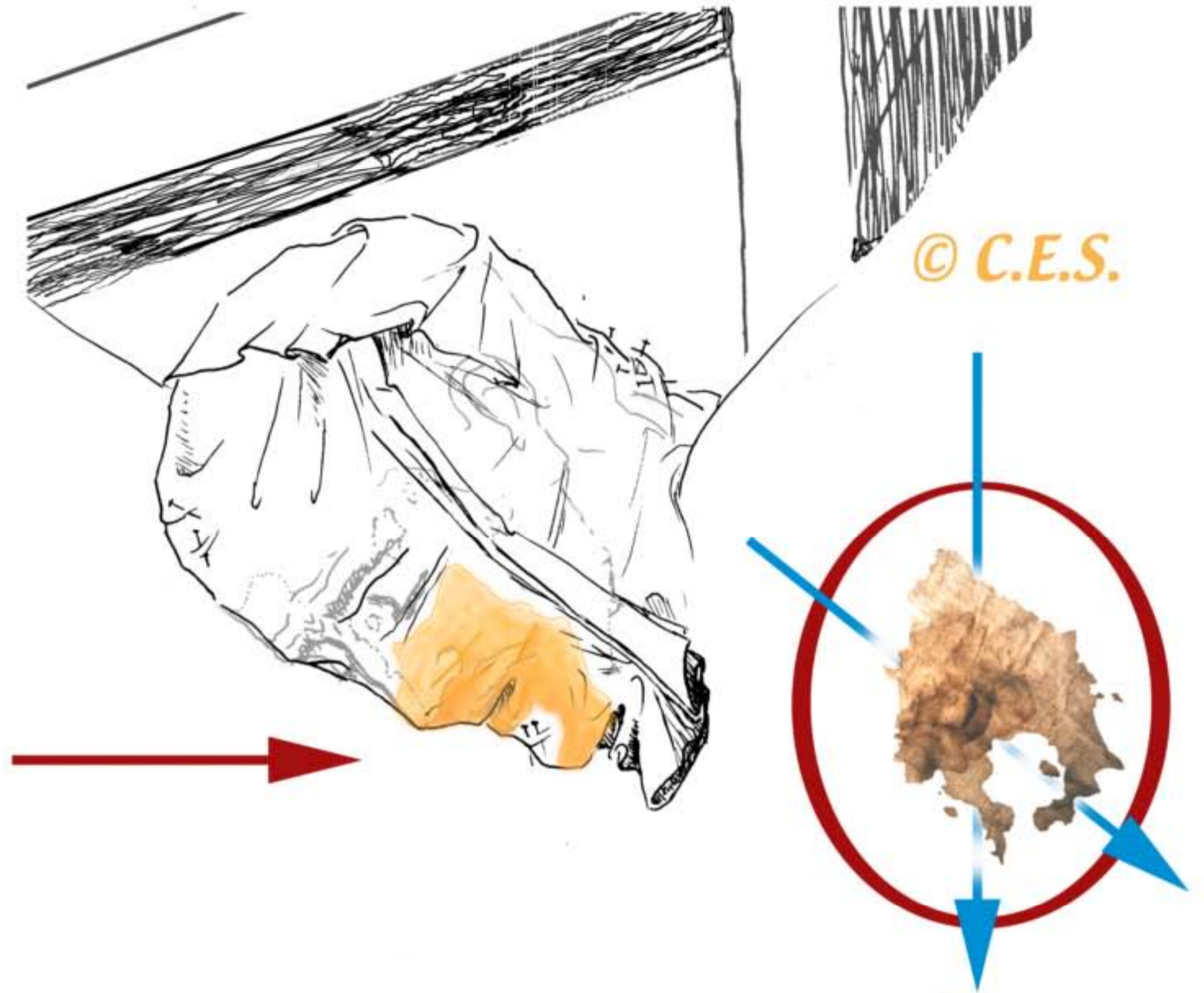
© C.E.S.



© C.E.S.

If we eliminate the excess length formed by the bridge of the nose, we see that the stains of the lips coincide with the Shroud of Turin

The lower area of the principal stain was formed



***with the body
in a vertical position***

THE MAN OF THE
SUDARIUM WAS
TORTURED AND
THEN CRUCIFIED

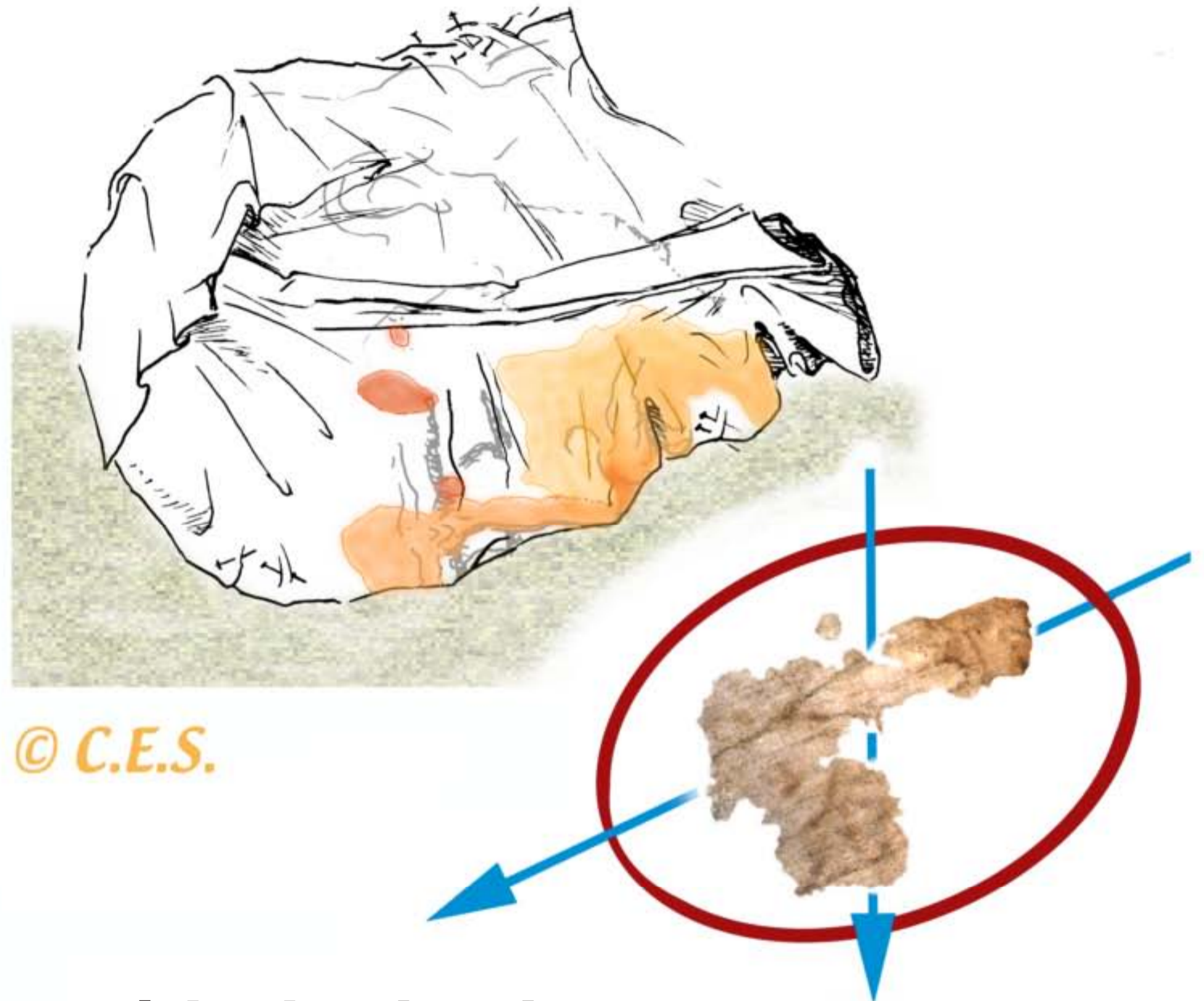


© JANICE BENNETT



© JANICE BENNETT

The upper area of the principal stain was formed

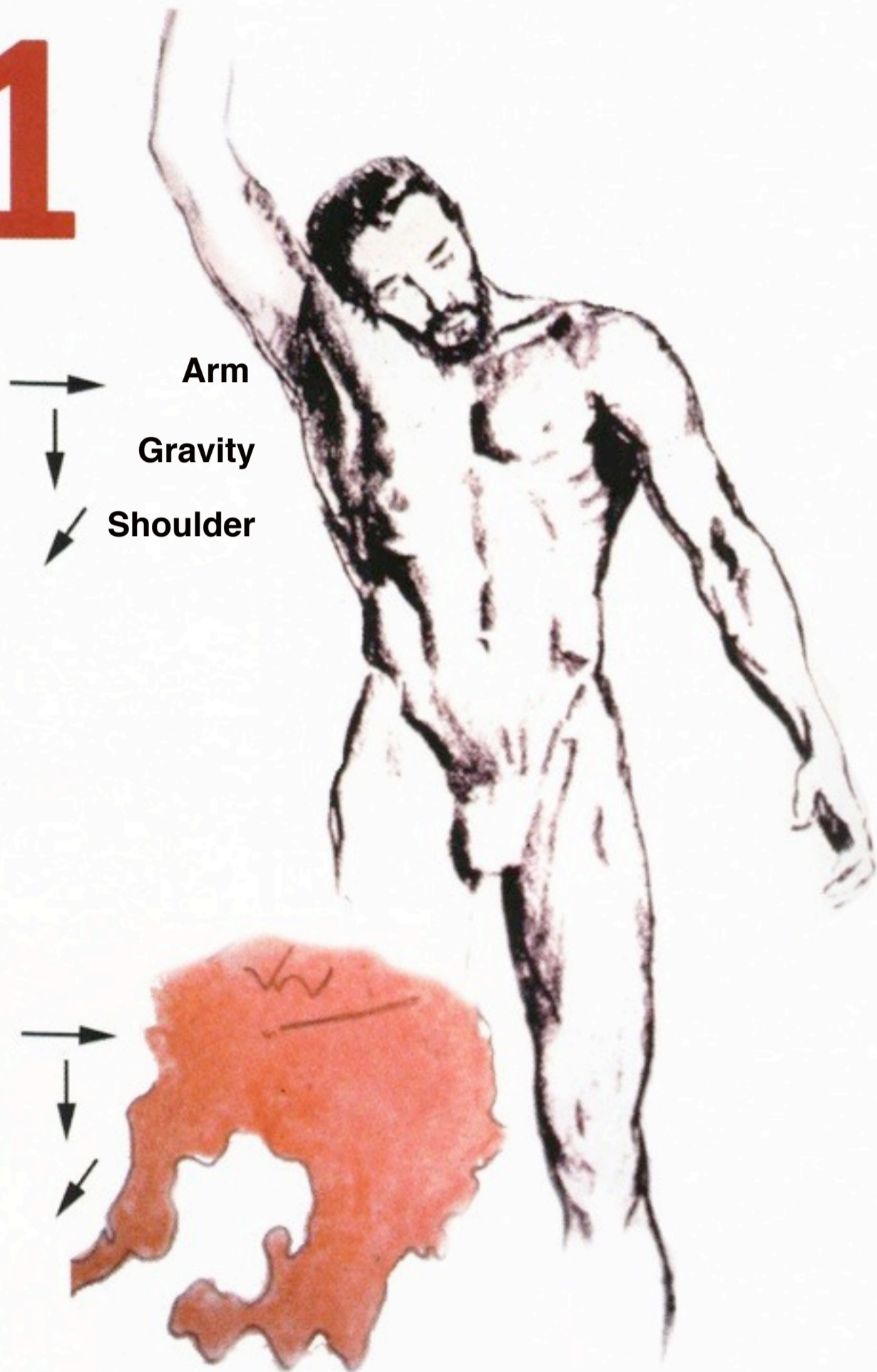


© C.E.S.

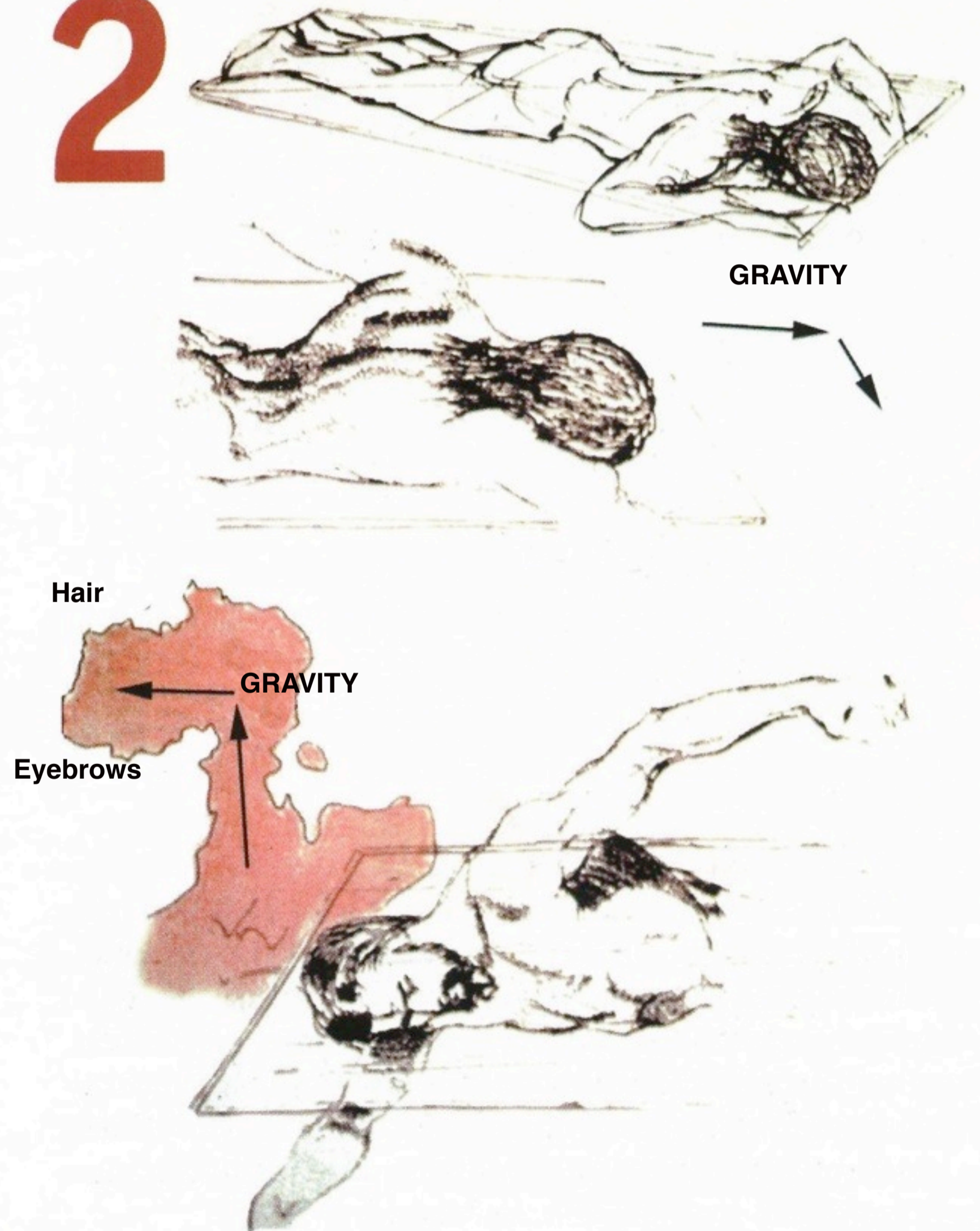
***with the body
in a horizontal position***


MORPHOGEOMETRICAL STUDY OF THE STAINS

1



2






FIRST
POSITION
OF THE
CLOTH



THE SECOND POSITION OF THE CLOTH

Jorge-Manuel Rodríguez
Second International Congree
on the Sudarium of Oviedo
April 2007

© C.E.S.



NONNOS DE
PANOPOLIS, EGYPT
(400-447 A.D.)
MENCIONS A KNOT
IN THE SUDARIUM

“Then Simon Peter came, following him, and went into the tomb; he saw the linen cloths lying on the floor, and **the cloth that wrapped the head with a knot in the back part of the hair.** In the native language of Syria it is called a sudarium. It was not with the burial linens, but rolled up or twisted in a place by itself.”



©C.E.S.



©C.E.S.

THIRD POSITION OF THE CLOTH

© C.E.S.

Frontal View

View of the nape of the neck



First position

Frontal View



Second position



Third position

THE THREE POSITIONS

COMPARISON BETWEEN THE MAN OF THE SUDARIUM AND JESUS

The Man of the Sudarium was an adult male with mustache, beard, and long hair.

The contemporaries of Jesus customarily wore a mustache, beard, and long hair.

The Man of the Sudarium was tortured before dying, demonstrated by the vital blood that appears on diverse points of the head and neck. The puncture wounds of the nape of the neck are especially significant, similar to those that a crown of thorns would produce.

Jesus was submitted to tortures, among them the “crowning with thorns”. We do not know of a single case apart from that of Jesus in which, prior to being subjected to the torment of the cross, the man would have suffered a torture similar to that of the crown of thorns.

The Man of the Sudarium died in a vertical position, with both arms raised and the feet supported; that is, in a position completely compatible with that of a crucifixion victim.

Jesus was crucified.

The Man of the Sudarium died with acute pulmonary edema.


According to medical experts, Jesus would have died with acute pulmonary edema, produced as a consequence of the crucifixion.

After his death in a vertical position, the Man of the Sudarium was placed in a lateral right prone position, and then transported horizontally a short distance. This was demonstrated by examining the bloodstains.

Jesus was lowered to the ground from the cross, and then transported to the place of the sepulcher.

TIMETABLE FOR THE CRUCIFIXION

- Jesus was crucified at noon and died at 3:00 p.m.
- The Sudarium was placed on Jesus' head at 4:00 p.m.
- Jesus' body remained on the cross until 5:00 p.m.
- The body was placed in a horizontal position until 6:00 p.m.
Preliminary preparation of the body for burial.
- The body was moved to another location in less than 10 minutes.
- Burial was completed in approximately one hour. Washing the body was prohibited when blood flowed at the time of death.
- Passover began at 7:15 p.m.



THE GOSPEL OF JOHN

John 11:44

“The dead man came out, his hands and feet bound with bandages, and his face wrapped with a cloth [sudarium].”

John 20:7

“...he saw the linen cloths lying there, and the napkin [sudarium], which had been on his head, not lying with the linen cloths but rolled up in a place by itself.”

Uses for the Sudarium





A 12th century Catalan panel painting which depicts Saint Peter wearing a mitre. The mitre as a symbol of episcopal dignity was first officially granted to Christian bishops by Emperor Constantine the Great (280-337 A.D.)

Acts 19:11-12
“And God did extraordinary miracles by the hands of Paul, so that handkerchiefs or aprons were carried away from his body to the sick, and diseases left them and the evil spirits came out of them.”



San Antonino Mártir

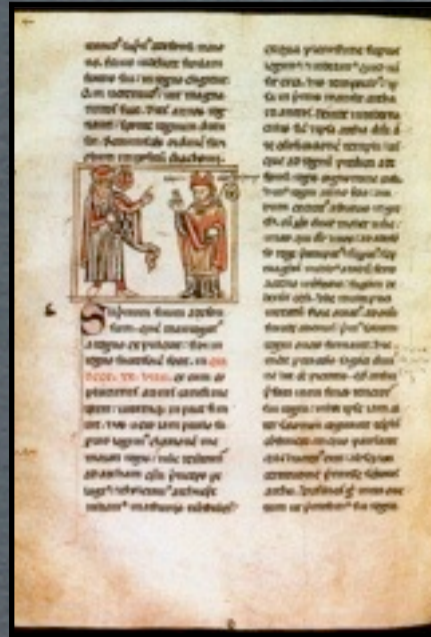
570

Mencions the existence of a cave near the Monastery of Saint Mark, on the other side of the Jordan, where seven monks lived in seven cells, and “watched over the sudarium of Christ.”

Liber Testamentorum del obispo Pelayo



Corpus Pelagianum del obispo Pelayo

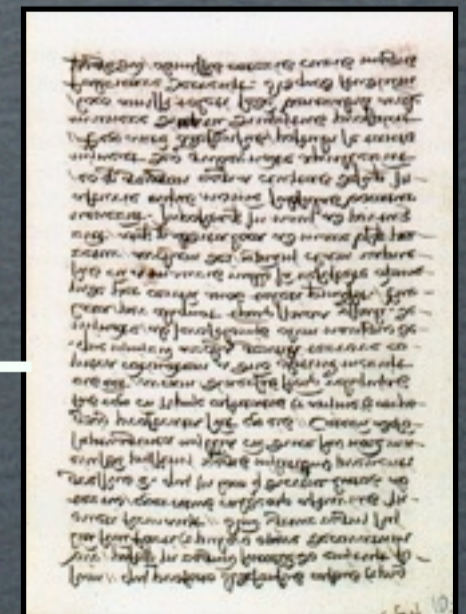


El Codex Valenciennes 99



El Grupo Valenciennes 30, Cambrai B804 y Bruselas II 2544

La Crónica del Monje Silense



El Chronicon Mundi del obispo Lucas de Tuy

renno' sup'n' adefonfi maio
 nis. filius iudicet fivilam
 fians sui: in regno eligitur.
 Qui ueremus: ut magna
 nunt fuit. Tres annos reg
 nant: sponte regnum dimi
 fit. Remittens ordine sibi
 otium impositi diachoni.



Supnum suum adefon
 sum. que manigat
 a regno expulserit: sibi in
 regno successorē fecit. in **em**
Dece. xv. viii. et cum co
 plurimis annis carissime
 iherit: utamq; in pace fin
 it. 1908 uero iam paulo su
 pui legim' electionē me
 morati regis: nūc reitanti
 ad archam qm' pnceps pe
 lagi. et hyletan' archieps
 iulian' inastunjs trāstuler:

ex qua plenissime superius
 legim'. unde am' quid nā
 sit exca. his temporib'. ip
 sa in p'mis mansit archa
 in antis. deinde in m'erna
 culis sic ipsa archa dñi a
 te edificacionē templi: us
 que ad regnū predicti adef
 onfi regis cognomine casti.
 hui' regni anno scio: am
 bum exierit a thinas ingre
 so. cū ipso duce mofer nibe:
 imao qui dicitur: ab adefo
 so rege p'cupat' i' supar: sep
 tuagim' milib' arabū ferro
 acceno infectis: fugam ce
 derit celi. iste multipua
 uirtutū flore ornat'. ab omni
 fraude alienus: p'm' solum
 regni ouero firmavit. hic
 mēte p'm' cas' sagia diu
 ne lux ē pietatis. qd' archa
 p'fata in m' fines teneret
 sui regni: in hoc ipse iam al
 ter salomon cogitauit tēplū
 cōstruere. in quo p'nsaret
 que hacten' erant: absq; loci
 certitudine p'm'ise sciant
 archa. basili' c'g' in m' oue
 tum ut p'm'issim' sui regni.



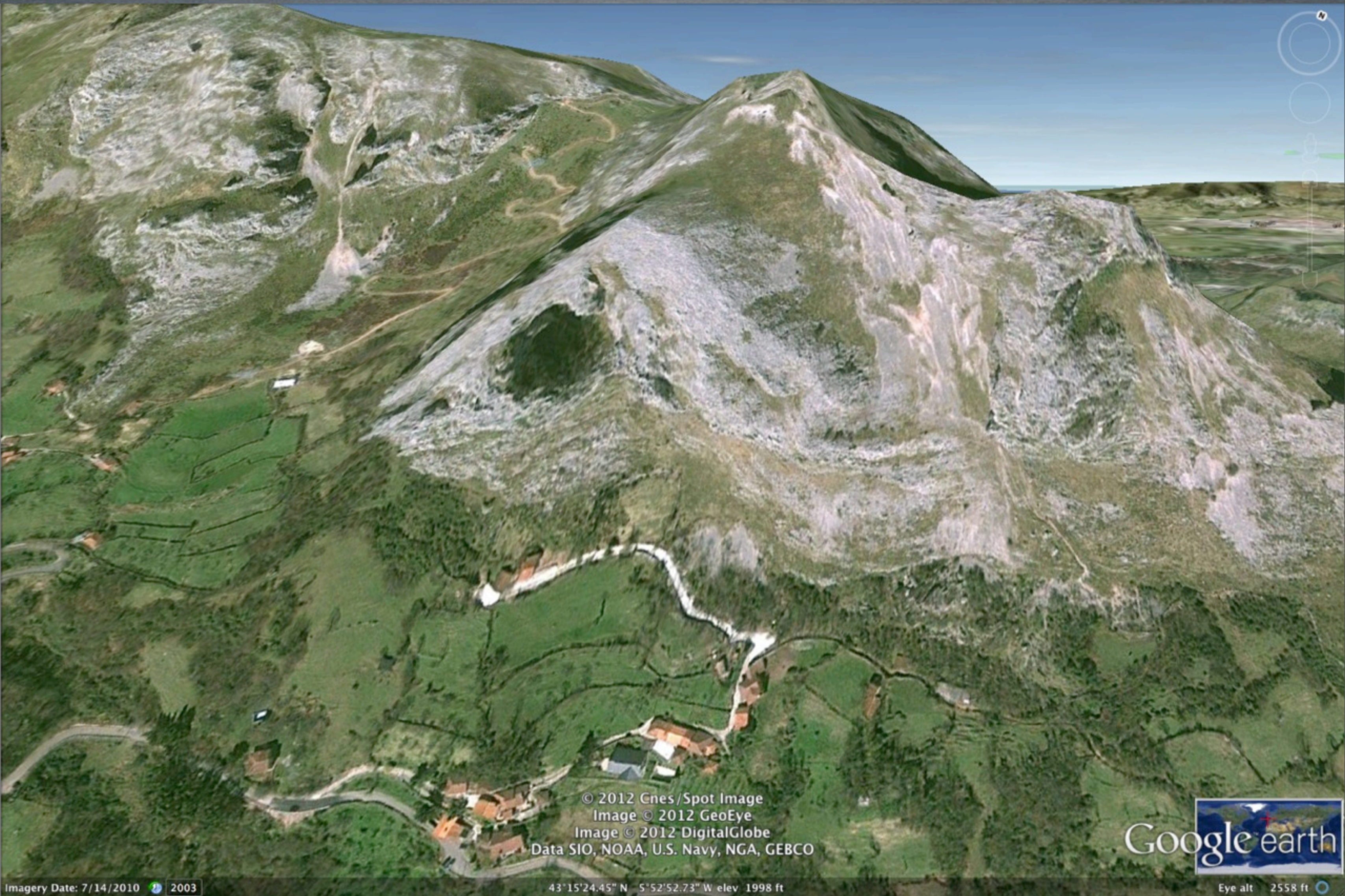
COSROES II, KING OF
 THE PERSIANS,
 INVADED PALESTINE
 AND CONQUERED
 JERUSALEM IN 614

HISTORICAL ROUTE OF THE SUDARIUM OF OVIEDO





SAN ISIDORO.



© 2012 Cnes/Spot Image
Image © 2012 GeoEye
Image © 2012 DigitalGlobe
Data SIO, NOAA, U.S. Navy, NGA, GEBCO

Google earth

Imagery Date: 7/14/2010 2003

43°15'24.45" N 5°52'52.73" W elev 1998 ft

Eye alt 2558 ft

MONSACRO

MONSACRO: THE HERMITAGE




© JANICE BENNETT



© JANICE BENNETT

VIEW OF THE EXTERIOR AND INTERIOR



© JANICE BENNETT

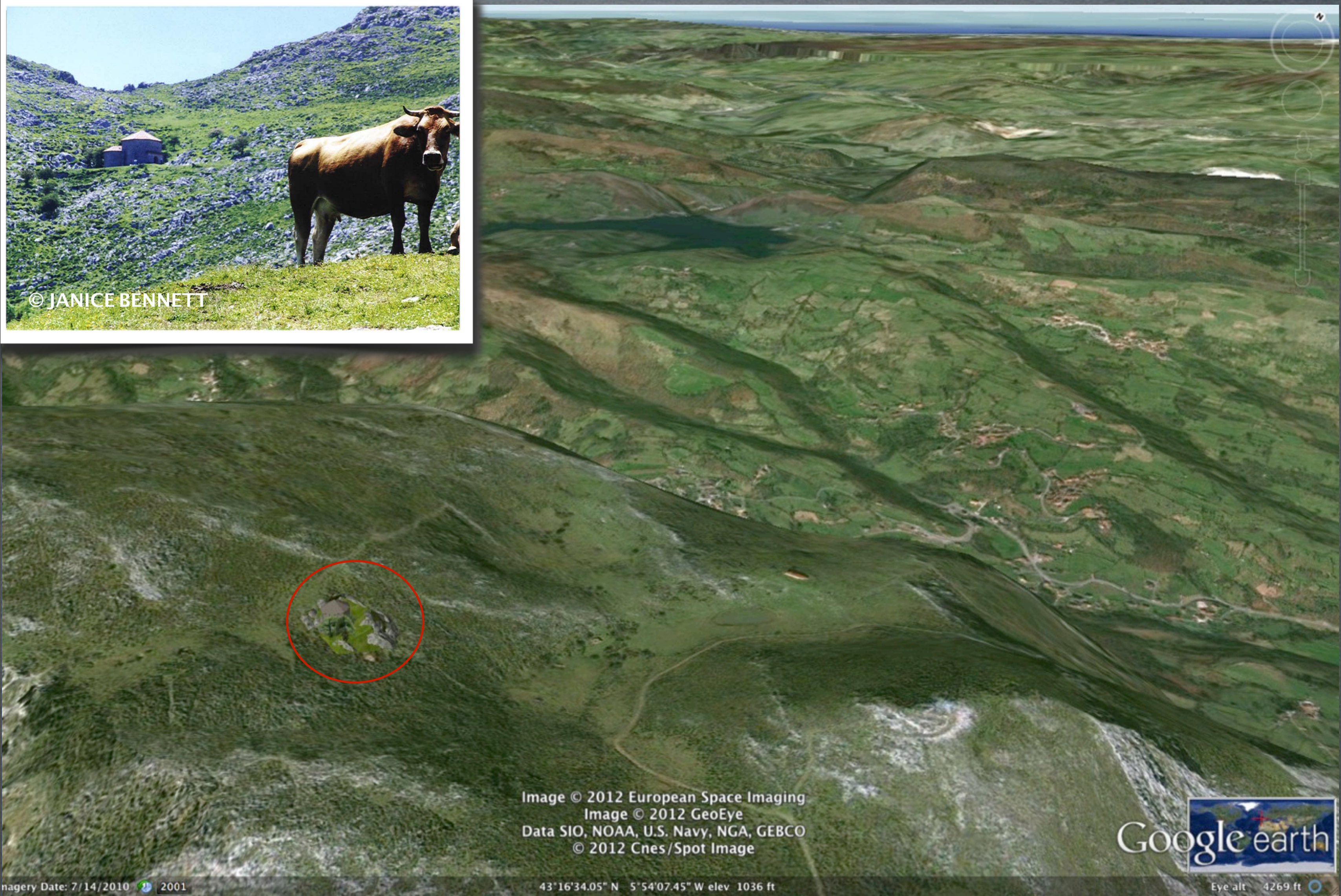


Image © 2012 European Space Imaging
Image © 2012 GeoEye
Data SIO, NOAA, U.S. Navy, NGA, GEBCO
© 2012 Cnes/Spot Image



imagery Date: 7/14/2010 2001

43°16'34.05" N 5°54'07.45" W elev 1036 ft

Eye alt 4269 ft

THE HERMITAGE OF MONSACRO



El Cid



OPENING OF THE HOLY CHEST OF RELICS 1075



RELICS OF THE
HOLY CHEST



© JANICE BENNETT



© C.E.S.

ANATOMICAL ELEMENTS THAT CORRESPOND ON THE FACES OF THE SHROUD AND SUDARIUM

The brow ridges.

Size and shape of the nose: on the Sudarium it covers an area of 2280 mm² and 2200 mm² on the Shroud.
There is a length of 8 cm from the forehead to the tip.

Swelling midway on the right face of the nose, approximately 100 and 90 mm² on the Sudarium of Oviedo and the Shroud of Turin respectively.

Nostrils appear on both linens as if they had received similar pressure.

The right cheekbone, which has formed an island surrounded by liquid, can be seen on the Sudarium and corresponds to very prominent swelling that is observed in this same area in the image on the Shroud.

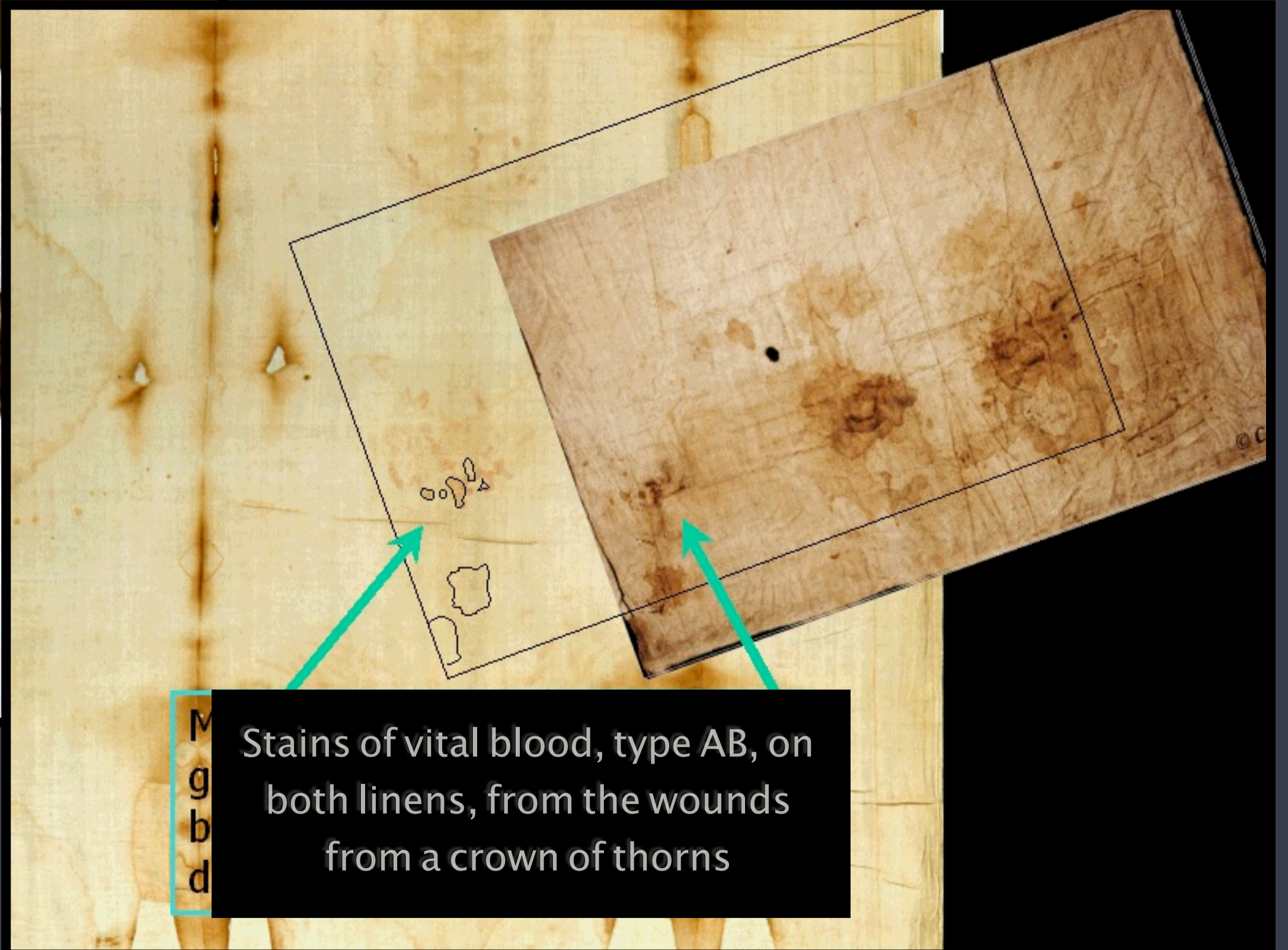
Position and size of the mouth are also similar on both linens.

Placement of the chin and the uneven form of the beard on both linens appears larger on the left than on the right lobe.

Both linens contain the remains of aloe and myrrh and the pollens of plants that grow in the proximity of Jerusalem.

View of the Nape of the Neck

COMPARISON OF BLOODSTAINS ON THE SUDARIUM AND SHROUD



M
g
b
a

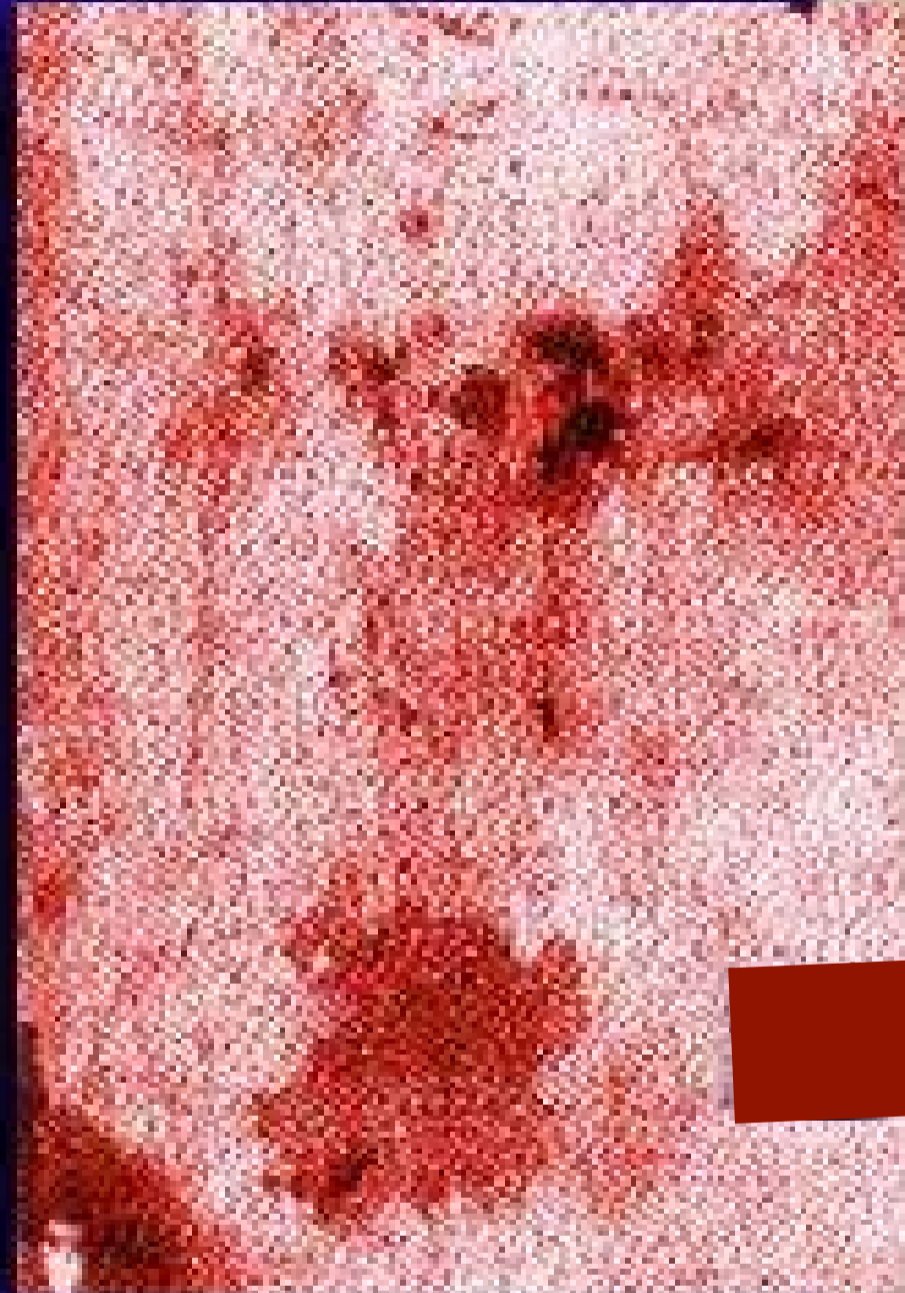
Stains of vital blood, type AB, on both linens, from the wounds from a crown of thorns

© C.E.S.

Comparison of the Nape of the Neck on Both Linens



The Sudarium of Oviedo



The Shroud of Turin



COMPARISON OF THE SUDARIUM AND THE SHROUD

COMPARISON WITH THE MAN OF THE SHROUD OF TURIN

The Man of the Sudarium had a moustache, beard, and long hair gathered at the nape of the neck.

The Man of the Shroud had a moustache, beard, and long hair gathered at the nape of the neck.

The Man of the Sudarium was a healthy adult.

The Man of the Shroud was an adult between 30 and 40 years of age, with a strong constitution.

The Man of the Sudarium's blood type was AB.

The Man of the Shroud's blood type was AB.

The Man of the Sudarium was tortured before dying, from the vital blood that appears on diverse points of the head and neck. The puncture wounds on the neck are similar to those a crown of thorns would produce.

The Man of the Shroud showed signs of maltreatment before death, on the head and entire body. He had puncture wounds that covered the entire scalp, similar to those that a crown of thorns would produce. Those found at the nape of the neck are particularly evident.

The Man of the Sudarium died in a vertical position, with both arms elevated and with the feet supported, i.e. a position totally compatible with crucifixion.

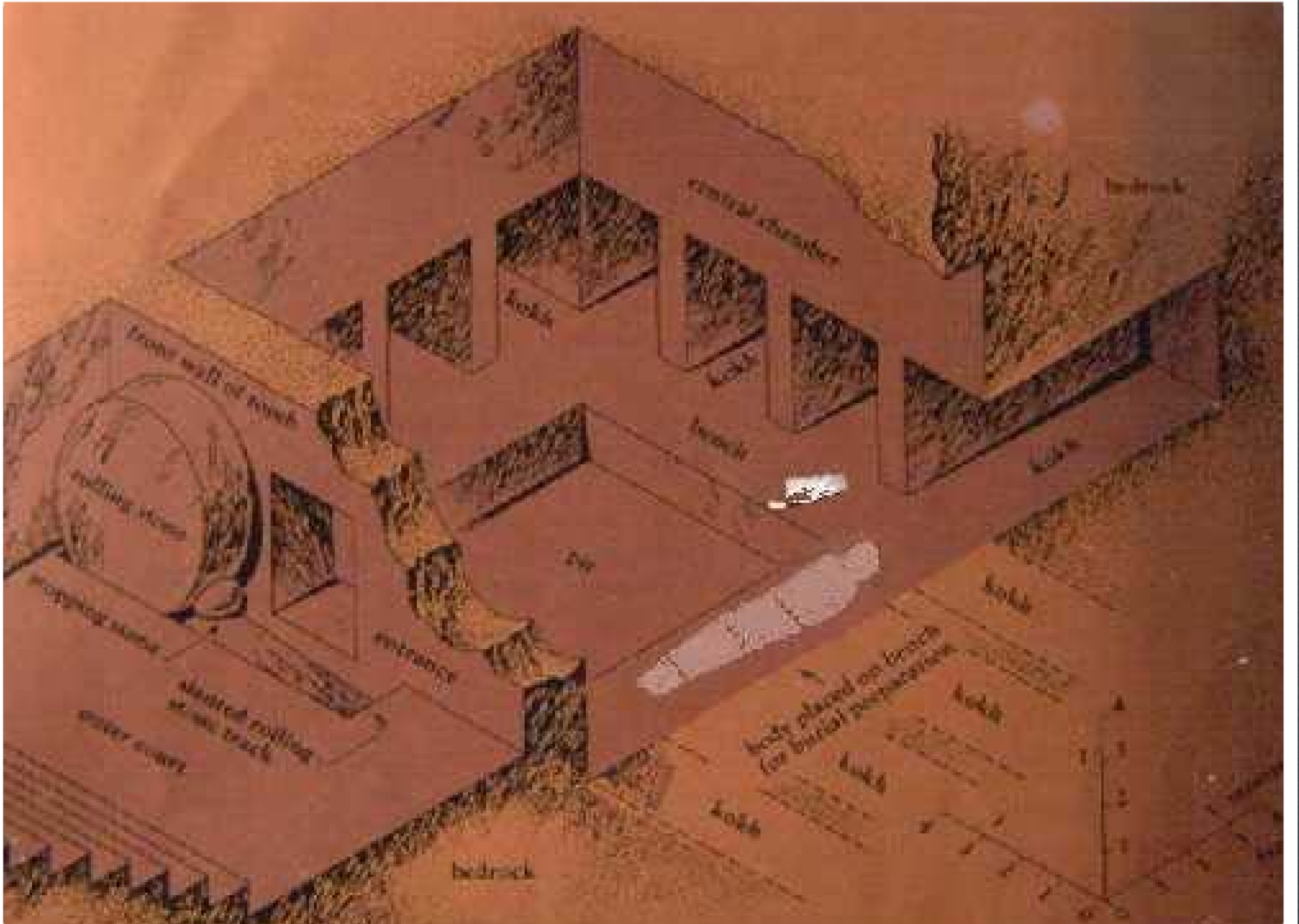
The Man of the Shroud was crucified, demonstrated by the marks from the nails in the hands and feet and verified by the morphology of the bloodstains.

The Man of the Sudarium died with acute pulmonary edema.

The Man of the Shroud, according to medical experts, would have died with acute pulmonary edema, produced as a consequence of the crucifixion.




THE SHROUD



WHAT JOHN SAW

Línteum

Revista del Centro Español de Sindonología



Número 26

Junio de 1999

- Congreso sobre las Reliquias de la Pasión en la Universidad Lateranense
- La Sábana Santa entre Constantinopla y Toledo (I).
- Nueva sección: «El abogado del Diablo». La Pluma de S. Miguel.
- Jesús en su tiempo: "Antes de que el gallo cante" – Barrabás



Avda del Reino de Valencia, 53- 16ª. 46005- VALENCIA

www.linteum.com

**SPANISH CENTER
FOR SINDONOLOGY**

www.linteum.com

**Avda. del Reino de Valencia, nº 53 - 16ª
46005 - VALENCIA (SPAIN)**