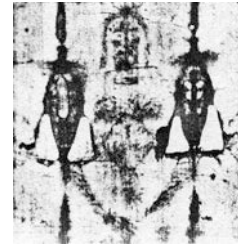



SHROUD NEWS

A NEWSLETTER ABOUT THE HOLY SHROUD OF TURIN
By REX MORGAN - Author of PERPETUAL MIRACLE

Issue No. 20



NOVEMBER 1983



THE BROOKS EXHIBIT
OF VISUAL DATA

ONE OF THE MANY
DRAMATIC LIFE-SIZE
PHOTOGRAPHIC
IMAGES OF THE HOLY
SHROUD OF TURIN TO
BE EXHIBITED IN
AUSTRALIA FOR THE
FIRST TIME.
DECEMBER 1983 IN
SYDNEY

THIS PHOTO TAKEN
BY REX MORGAN in
1981 OF VERNON
MILLER'S
OUTSTANDING WORK
IN SANTA BARBARA
CALIFORNIA

EDITORIAL

The last issue of SHROUD NEWS has been enthusiastically received. The Atlanta Center in Georgia, USA, has ordered multiple copies to be used in submissions to American authorities for the future funding of the Center. Letters have come from all over the world in the last few weeks. We have received the first issue of the newly established Mexican Centre's Spanish language bulletin and works written by the French Fr Bruno Bonnet-Eymard. We also have in hand for review as soon as possible perhaps the only copy in Australia of Frank C. Tribbe's: PORTRAIT OF JESUS? published in the United States in October this year.

We await keenly a news release from Filas and Haralick about the new discoveries they have made and to which I became privy in Chicago earlier this year. There has been a delay in the production of the Haralick paper but I expect it will make copy in most of the world's newspapers once it is released.

Amis continuing speculation about the possibility of another exposition of the Shroud itself before the end of the Holy Year, both the British group and the Americans and scientists in other countries are considering priorities for future tests if another testing programme can be organised in the near future. In fact, the Shroud of Turin Research Project (STURP) has reformed in the States and met late last month to discuss its priorities. The British group met in September for similar reasons.

The ownership of the cloth itself, after the death of King Umberto and the subsequent legal difficulties, has been transferred from the House of Savoy to the Vatican authorities although a condition of Umberto's will is that the cloth stays in Turin.

There is planned another Italian-organised Congress in Trani, Italy for 1984 and I hope to be in attendance along with sindonologists from all over the world.

We have been contacted by a new group in Argentina and it is good to be able to correspond with Argentinians on the subject of the Holy Shroud which transcends all political considerations.

On the home front -- I am very happy to tell you that the famous Brooks Exhibit of Visual Data has arrived in Sydney (courtesy of PADLINE container ships) and is now in my care until the opening

Editorial (contd)

of the great exhibition in Sydney. New South Wales readers will be interested to know that the exhibition will be on show during banking hours (0830 onwards) at the Head Office of the Commonwealth Bank in Martin Place, Sydney from Monday 5th December until Friday 16th December in the prestigious Art Gallery space where the Blake Prize is presently on display. In January it will move to Canberra (courtesy T.A.A.), exact dates and venue to be announced. Hopefully there will be wide media coverage any minute and I am glad to report that the exhibition has received further support from a number of sponsors and supporters. It is probable that my new book SHROUD GUIDE will be out early in December as well.

Let me encourage all readers of SHROUD NEWS to publicise the exhibit as widely as possible before it gets to your capital city. It is a unique opportunity for Australians to see the remarkable photographic work produced by the Brooks Institute photographers who were part of the scientific investigation team in 1978. It has never been shown outside the United States until now in Australia.

Hope to see you at the exhibition.

REX MORGAN

FATHER ADAM J. OTTERBEIN, PRESIDENT HOLY SHROUD GUILD, NEW YORK

"I'll be praying for you! I wish you were just a bit closer. I'd be glad to lend you a helping hand. The idea of a free exhibit is great. Best wishes and success with the exhibit."

REV ALBERT R. DRESIBACH, ATLANTA CENTER FOR CONTINUING STUDY OF THE SHROUD OF TURIN

"Our prayers are with you for the Brooks Exhibit in Australia. Eight cities is a logistical venture worthy of the Guinness Book of Records."

THE BLOOD ON THE SHROUD by REX MORGAN

It is now widely known that scientists studying samples taken from various areas of the Shroud image during the investigation of October 1978 have verified the existence of human blood in the bloodstain areas and further that it is of the AB blood group.

The major work done in this area has been reported both from the United States and Italy. In America Dr John Heller and Dr Alan Adler conducted chemical analysis of the samples following the microscopic examinations by Dr Walter McCrone and the spectral and physical tests done by other members of the investigation team and which pointed to the likelihood of real blood. In Italy Professor Baima Bollone, Professor of Forensic Medicine in the Faculty of Law at Turin University, and his associates Maria Jorio and Anna Lucia Massaro at about the same time, in independent studies, confirmed the presence of blood and subsequently verified the group.

If the bloodstain parts of the image are not blood then they must be paint or some pigment applied to the cloth to simulate bloodstains which in turn indicate the result of wounds to the man of the image on the cloth. Thus the claims of McCrone first put forward in 1980 that he had found evidence of iron oxide as an applied pigment together with a protein binder for the paint, served to suggest that the image was painted onto the cloth or at least was evidence of an earlier image having been touched up by a painter and also implied that there was no blood present. McCrone, in his scientific reports said: "Hopefully these results will initiate an objective reappraisal of all the data", a less dramatic claim than he has tended to make publicly on many occasions since. Heller and Adler used the same samples from the Shroud as McCrone had done, when they could finally get hold of them, and their exhaustive tests showed results completely at variance with those of McCrone.

In their vast range of tests for metal pigments and organic stains and dyes Heller and Adler found no evidence for the application of any such known materials. In their report A CHEMICAL INVESTIGATION OF THE SHROUD OF TURIN (1981) they state:

"As McCrone's studies demonstrated the presence of protein, iron oxide and 'vermillion' on the sample tapes, he has concluded the Shroud is a painting, the artists employing the protein as a

The Blood on the Shroud (contd)

pigment binder to render the body image with iron oxide and the blood marks with a mixture of iron oxide and vermillion. Although we have also identified these same species on the sample tapes, we have drawn the opposite conclusion. To establish the validity of a painting hypothesis it is necessary, but not sufficient, to identify such materials. One must also demonstrate that they are present in sufficient quantities and in such locations as to account for what is seen. Further, it must be shown that their presence cannot be more simply accounted for by other processes. Still, further, one's own conclusions must be in accord with other studies; specifically, in this instance, the physical and image analysis investigations.

"We have in our opinion confirmed that the 'blood' is in fact real blood and this is in agreement with spectroscopic and forensic studies. We have shown that the bulk of the iron present on the Shroud is in the cellulosic bound form and shown that it is readily accounted for by a well understood natural process, viz., retting, that the linen of the Shroud must have been subjected to, and that this conclusion is supported by the X-ray data. We find the iron in the blood areas behaves as heme bound iron. We find iron oxide concentrated in the water stain margins and it is not bound there by a protein. We have demonstrated that iron is present in all the old linens we have tested and retting is a reasonable explanation for its occurrence there. Our conclusions are not only self-consistent, but agree with the X-ray and spectroscopic studies which have shown that 'iron oxide' does not correlate with the visually observed image and cannot account for it.

"We have also seen vermillion (in a 'blood' area, though a different sample from that where McCrone identified it.) We feel that it is more easily explained as evidence that artists have copied the Shroud (an historically verifiable fact) and not that an artist has rendered it (a severely disputed historical fact). In this regard it is interesting to note that the elements other than Hg detected by McCrone's analysis, viz., Na, Mg, Al, Si, P, S, Cl, K, Ca, Fe and Cu, are in fact all found in whole blood. However it would be a most peculiar mineralogical assemblage that would provide these elements and not the expected iron earth impurities, i.e., Mn, Co, and Ni. His 'particle medium agglomerates' where he has detected these elements are the same as our globs which we have

The Blood on the Shroud (contd)

shown contain only low amounts of heme bound iron and no visually detectable amounts of Hg. In this regard it should be noted here that the 'red color' seen arises from the porphyrin rings present and not the iron contained therein. In fact, insertion of iron into a porphyrin lowers the intrinsic extinction. Therefore the 'iron' we see in the globs is at the lower limits of our detection, which would place the 'mercury' that McCrone sees at trace levels far below the limits that would provide a visually detectable color evident to the eye. This is entirely consistent with contamination due to the artists who have copied the Shroud.

"It is remarkable how closely all these results were predicted by Rogers prior to the actual investigation of the Shroud."

The author held discussions with Professor Pierluigi Baima Bollone in Turin in March 1983 and the following remarks are extracted from the French in which language we recorded our conversation. I acknowledge considerable assistance with translation from Victoria Morgan in Australia.

Bollone said: "First let us recall that it is possible to confirm the origin of reports according to which the sepulchre of Christ had been affected by aloes and myrrh because we found the same mineral composition arising from exudation of aloes and myrrh particularly where there is more blood on the Shroud samples. We have been successful by hematological methods in determining that there is an actual presence of blood in the stains which confirms the popular belief that they are actual bloodstains. In our second series of tests we showed that through purification methods the blood is human blood and in our third series we determined that the blood is of group AB.

"In each of our three series of tests, the first for aloes and myrrh, the second for human blood, the third for blood group, the tests were carried out in two separate laboratories here in Turin in order to verify the work we were doing.

"The verification of the presence of the preservatives was achieved in 1978. The determination of the presence of real blood was completed in 1981 at about the same time as it was reported by Heller and Adler. So quite independently these conclusions agreed.

The Blood on the Shroud (contd)

"Again in 1982, in November and December, both our experiments and those of Heller and Adler confirmed independently that the blood was human. We also waited to read other reports in scientific journals so that it was quite clear that we had used universally accepted methods of research and not methods of fantasy or inexperience.

"One problem which is frequently put forward is the question of the preservation of blood for 2,000 years. The answer is simple because the blood is mixed with those substances which were used at the time of the burial to preserve the corpse. We cannot yet say whether the bloodflows are pre- or post-mortem. We have still more research to complete and we are working on a study of the cloth itself."

The report of Bollone's blood group determination was published in the Italian journal SINDON in December 1982 and again in English in SHROUD SPECTRUM No. 6 in March 1983. I am indebted to Dorothy Crispino's translation for access to the following information.

Bollone's tests were conducted by mounting samples of stained fibres from the Shroud, samples of unstained fibres and a sample of each of four experimental bloodstains. On another series of slides were mounted samples of fibres from a fabric taken from an Egyptian funerary urn dated 1200 B.C. bearing known bloodstains as well as the four blood group samples.

On each of the two series Bollone and his associates performed a series of tests in which they search for agglutinins and agglutinogens. The techniques included incubation, superimposition of red blood cells A and B; incubation with serum anti-A and anti-B, washing in saline and bovine albumin, optical microscope observation and electron scanning microscope.

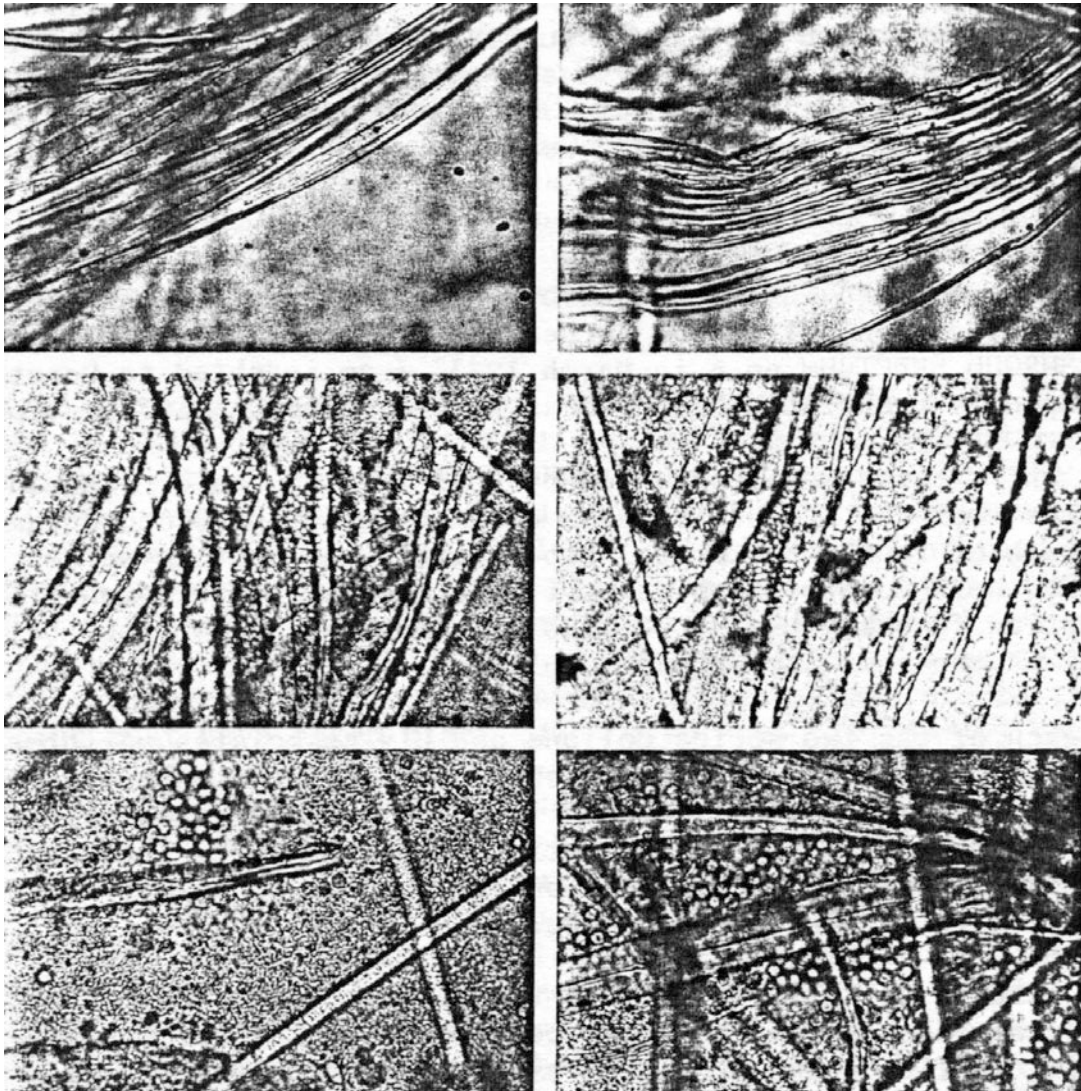
The results of these tests gave the correct responses for the known blood group sample types, constant negative results for the unstained fibres and negative response of the bloodstained areas for agglutinins and positive response for agglutinogens.

The Bollone report concluded: "There are, of course, many factors which lead to errors in the determination of blood groups,

The Blood on the Shroud (contd)

especially in ancient materials. Nevertheless the exclusion of every perturbation in the agglutination is guaranteed by the results on the test fibres and the fact that our 'white' fibres, tested not only in the same conditions but even on the same slides with the positive stains, proved to be devoid of agglutinogens. For the reasons indicated, we are therefore in a position to conclude that the traces of Shroud blood which we examined belong to the AB group."

* * * * *



SOME OF THE SLIDES USED BY BOLLONE FOR THE BLOOD GROUP TESTS
[Reproduced by permission of the CENTRO INTERNAZIONALE, TURIN]



DON PIERO COERO BORGHA, DIRECTOR OF THE INTERNATIONAL CENTRE FOR SINDONOLOGY AT TURIN WITH PROFESSOR PIERLUIGI BAIMA BOLLONE, PROFESSOR OF FORENSIC MEDICINE AT TURIN UNIVERSITY.

[Photo: Rex Morgan 1983]

WAS THE BODY WASHED?

The presence of bloodflows in the image on the Holy Shroud has always presented difficulties in coming to grips with the apparent Jewish burial custom of ritual washing and purifying the body before burial.

Every author on the subject of the Shroud has had to explain the presence of bloodflows from the body and bloodstains on the cloth by one means or another. Such explanations as the great haste under which Joseph of Arimathea and his friends had to work on account of the short time available before the beginning of the Sabbath have always seemed plausible. The verification of actual blood on the Shroud since 1978 has made the difficulty more real. One of the most frequent questions encountered at lectures on the subject of the Shroud is this one of Jewish burial customs. Leaving aside the contentious matter of methods of wrapping the body one is often reminded that the washing and anointing of the body was a prerequisite.

Indeed, in the Expository Times (date unavailable - about 1981), Rabbi Dan Cohn-Sherbok of the University of Kent, England in an article entitled THE JEWISH SHROUD OF TURIN? argued that the body of Jesus was very likely washed and anointed. He says that according to the Mishnah not only was it legal obligation to enshroud the body but washing and anointing must take place as well, even on the Sabbath. Neither washing nor anointing are specifically reported in the gospels and on the basis of the assertion of John that the burial followed Jewish custom several scholars have argued that washing must have taken place. John also says (19: 39-40) that Nicodemus brought a mixture of myrrh and aloes of about a hundred pounds weight and together with Joseph of Arimathea anointed the body. It is therefore thought that they would also have washed it. Despite this there is no mention of anointing in the Synoptic gospels. Indeed, in Mark (16:1) and Luke (23:56) we note that after the Sabbath was past Mary Magdalene, Mary the mother of James and Salome brought spices so that they might anoint him. Again, this is variously interpreted as being necessary because the entombment party had not done so or that the women thought it appropriate after the Sabbath to add their respects. Another interpretation is that the body had been anointed and that the women were unaware of the fact because they saw only the tomb and were not witnesses to the

Was the Body Washed? (contd)

burial procedure. Most of these arguments lend weight to the argument that washing must have taken place.

However, a most interesting article appeared in *BIBLICAL ARCHAEOLOGIST* (Winter 1981) by Lavoie, Lavoie, Klutstein and Regan in which they offer, at last, an explanation for the unwashed blood on the body of the man in the Shroud. An expanded version of this study appeared in *SINDON* (December 1981) and was reprinted in *SHROUD SPECTRUM* (June 1982).

They point out that the explanation of hasty, provisional burial appears to be at variance with the established Jewish burial procedure and yet the gospel accounts imply that the burial of Jesus was in accordance with traditional custom.

Quoting the *Kitzur Shulchan Aruch* (Code of Jewish Law) from the 16th century one reads: "One who fell and died instantly, if his body was bruised and blood flowed from the wound, and there is apprehension that the blood of the soul was absorbed in his clothes, he should not be cleansed, but they should inter him in his garments and boots, but above his garments they should wrap a sheet which is called *sobeb*." Thus if death is by violence and blood flows at the time of death the victim does not undergo the usual ritual of washing.

They point out that this custom was also practised in the time of Jesus. The Mishnah specifically states that man conveys uncleanness only after the soul has departed. A quarter log of mingled blood also conveys uncleanness. Whilst there may be some difficulty in establishing whether mingled blood, that is to say which flowed both before and after death, is clean or unclean, the Talmudic commentary on the mingled blood as debated by the rabbis says that where there is doubt as to the proportions of bloodflow before and after death and that bloodflow is at least a quarter log then it should be regarded as unclean and should not be removed from the body.

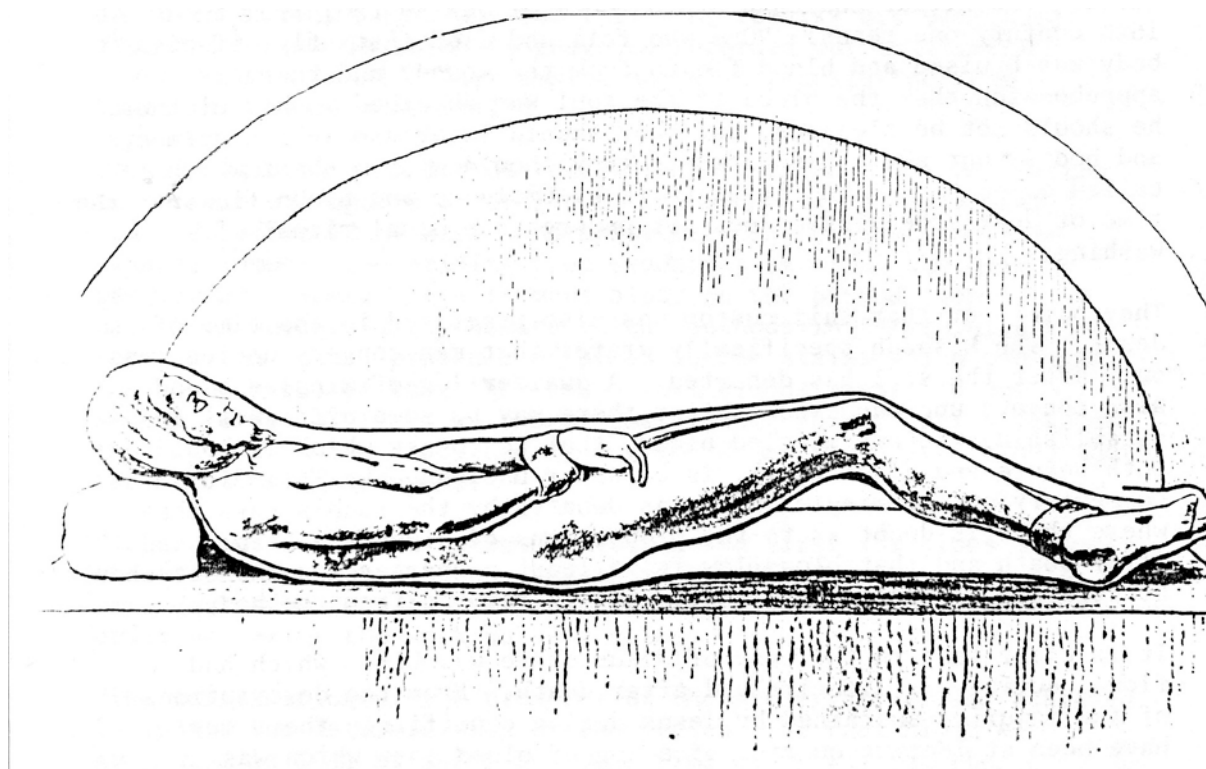
It is clear that in the case of Jesus there was blood which had flowed during his lifetime and after death. From the descriptions of the injuries sustained by Jesus during crucifixion there must have been at least a quarter of a log of blood lost which was mingled and therefore unclean. Several other references support the custom

Was the Body Washed? (Contd)

of burial with mingled blood included.

The writers conclude: "Therefore it can be stated that although Jews were washed prior to burial, there was an exception: If a man died a violent death and blood was shed, the blood was not washed from the body. The man was simply buried in a white linen sheet with his clothes to prevent any loss of the blood that had issued at the time of death, as it was considered 'life-blood'. On this basis, Jesus can be considered to have been buried according to Jewish custom: His body was not washed; the blood remained on the corpse which was wrapped in 'linen cloths' and buried. Consequently the blood-stains on the Turin Shroud need not be considered as an obstacle to associating it with the authentic burial garment of Jesus."

* * * * *



The apparent method of placing the body in the single linen sheet [Reproduced by-permission of IAN WILSON]

POWER CORRUPTS: SCEPTICISM CORRODES


In a recent issue of the English magazine THE UNEXPLAINED which deals with a variety of unusual phenomena there was an interesting article on scepticism by Brian Inglis. In view of the sceptical view of such matters as the Holy Shroud which tend to receive far more media attention than the arguments for authenticity some pertinent and telling passages are quoted:

"Scepticism takes a number of different forms and some of them border on mental disorder; like mental disorders, they can be categorised -- although being the product of confusion, they are often themselves mixed up."

"Recent opinion polls show that the great majority of people of all ages -- well over two thirds of each sample taken -- accept the reality of ESP. In other words, they accept the reality of phenomena that orthodox science cannot account for - which is basically what psychical research is about: to secure the admission that there are such phenomena, and to show that they represent a suitable area for investigation."

"The existence of unexplained forces is the last thing that a scientist wants to have to allow for."

"Power corrupts; scepticism corrodes. It can become one of the saddest forms of mental illness when it takes the form of snide delight in `exposing' a psychic."



THE FACE OF CHRIST THROUGH THE HISTORY OF ART. ONE OF THE PANELS IN THE BROOKS EXHIBIT COMING TO AUSTRALIA [Rex Morgan 1981]

FACE REPRODUCTIONS ON LINEN


An American artist EUGENE HOYAS is producing on individual order, prints of the Shroud face. The prints are hand-made on a pure linen herringbone which is then either bleached or dyed and cut to size for printing. The prints are affixed to a box-weave cotton backing cloth and labels of authenticity are signed by the artist.

There are three versions available. The first depicts the face as it is seen on the Shroud. This is sepia on an ivory-toned fabric, the bloodstains being discreetly highlighted by hand with a diluted burgundy fabric dye. The second version is made to appear like the photographic negative, the opaque white image appearing on a black background. The third is similar but the white image appears on a Van Dyke brown background and complements the first version.

We have yet to receive our copies but Dorothy Crispino, editor of highly acclaimed SHROUD SPECTRUM has highly recommended Mr Hoyas's work.

SHROUD NEWS readers should write for information to:

EUGENE HOYAS, PO Box 393, HILLSDALE, New Jersey, 07642, USA



ONE OF MANY ARTISTIC REPRESENTATIONS OF THE SHROUD KEPT AT THE INTERNATIONAL CENTRE FOR SINDONOLOGY, TURIN. [Rex Morgan 1983]

THE TURIN SHROUD

EXHIBITION OF PHOTOGRAPHIC DATA

The Image of Christ? - Judge for yourself



5th to 16th DECEMBER 1983

Commonwealth Bank Gallery

Martin Place SYDNEY

ADMISSION FREE

This remarkable exhibition of more than 80 photographs, many life-size and bigger comes to Australia from Brooks institute of Photography, USA

Hon Tour Director: REX MORGAN, Telephone (02) 9814633

SHROUD NEWS

Shroud News began in 1980 when Rex Morgan, author of PERPETUAL MIRACLE - SECRETS OF THE HOLY SHROUD OF TURIN started putting together a few notes about current developments for a small circle of interested people in Australia. He didn't think it would go beyond a few issues.

The bulletin now reaches subscribers all over the world and because of its relatively simple method of production it can be written and produced and the information disseminated more quickly than most news-sheets of a similar kind.

It contains information, news, articles and illustrations gathered from sources of Shroud study world-wide through Rex Morgan's extensive personal connections with what has recently been called the "Shroud Crowd".

Rex Morgan is a frequent overseas traveller and has the opportunity to keep well abreast of latest developments in Shroud matters. He was present at the preview of the Shroud itself in August 1978 in Turin and has since met with numerous Shroud researchers in many countries. His quest for information about the Shroud has become, as he describes it, a "passionate hobby" and he has since written SHROUD GUIDE (December 1983) and is writing another major book on the subject.

Our list of subscribers continues to increase. We request a subscription rate in Australia of \$4 for four issues. Shroud News comes out approximately 6 times a year. Overseas postage is by negotiation according to country.

Please encourage those of your acquaintance to take out a subscription. The more we have the more we can improve the bulletin.

LECTURES

Rex Morgan is happy to lecture (free of charge) to any group interested in the Holy Shroud. Contact SYDNEY (02) 981 4633

All information and opinion published in this newsletter is given in good faith. It is edited (and mainly written) by Rex Morgan and published by

THE RUNCIMAN PRESS, Box 86, P.O., MANLY, 2095, N.S.W., Australia